

### Description

IP66, Class I, IK07. Marine-grade, die-cast aluminium alloy. 5CE superior corrosion protection including PCS hardware. Silicone CCG® Controlled Compression Gasket. Safety glass lens. Two cable entries.

Integral EC electronic converter in thermally separated compartment. Darklight anodised aluminium reflector for superior illumination and glare control. Factory-installed LED circuit board. The luminaire is factory-sealed and does not need to be opened during the installation.

Pre-installation blockout, proud or flush, is available and recommended for mounting in concrete ceilings. To be ordered separately.

A maximum of one internal optical accessory.

## Specifications

### Material description

Colours	<b>RAL9004</b> Signal black	<b>RAL9007</b> Grey aluminium	<b>RAL7016</b> Anthracite grey	<b>RAL9016</b> Traffic white
Ingress protection	IP66			
Impact resistance	IK07			

### Electrical description

Driver / Ballast	Integral EC electronic converter, thermally separated
Energy efficiency	D (Light source)

### Additional information

Lifetime	Ta=25° L70B50 > 50000h
----------	------------------------

## Options

### Light distribution



[B] symmetric, wide beam



[M] symmetric, medium beam




[E] symmetric, narrow beam

### Colour temperature



3000K



4000K






2700K

### Nominal Watt

24 W

37 W

**Configurations**

Light distribution	Part ID	Light source	Rated lumens	Rated input power	CRI
 <p>[B] symmetric, wide beam</p>	134-1925	LED-1/24W/2700K	2139 lm	24 W	80
	134-1798	LED-1/24W/3000K	2292.2 lm	24 W	80
	134-1799	LED-1/24W/4000K	2392.6 lm	24 W	80
	134-1926	LED-1/37W/2700K	3237.6 lm	37 W	80
	134-1804	LED-1/37W/3000K	3369.7 lm	37 W	80
	134-1805	LED-1/37W/4000K	3514.9 lm	37 W	80
 <p>[E] symmetric, narrow beam</p>	134-1929	LED-1/24W/2700K	1204 lm	24 W	80
	134-1802	LED-1/24W/3000K	1290.2 lm	24 W	80
	134-1803	LED-1/24W/4000K	1346.7 lm	24 W	80
	134-1930	LED-1/37W/2700K	1822.3 lm	37 W	80
	134-1808	LED-1/37W/3000K	1896.6 lm	37 W	80
	134-1809	LED-1/37W/4000K	1978.4 lm	37 W	80
 <p>[M] symmetric, medium beam</p>	134-1927	LED-1/24W/2700K	2177.7 lm	24 W	80
	134-1800	LED-1/24W/3000K	2333.7 lm	24 W	80
	134-1801	LED-1/24W/4000K	2435.9 lm	24 W	80
	134-1928	LED-1/37W/2700K	3296.2 lm	37 W	80
	134-1806	LED-1/37W/3000K	3430.6 lm	37 W	80
	134-1807	LED-1/37W/4000K	3578.5 lm	37 W	80