

Description

DOC140-FT LED for remodel projects. For new construction, see DOC140-FT LED [New Construction] version.

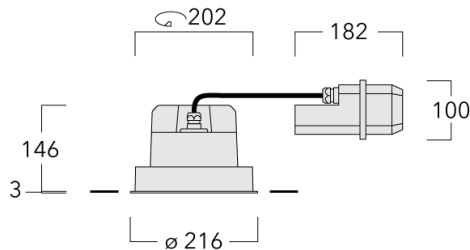
IP66, Class I. IK07. Marine-grade, die-cast aluminum alloy. 5CE superior corrosion protection including PCS hardware. Silicone CCG® Controlled Compression Gasket. Safety glass lens. Integral driver, thermally separated. Darklight anodized aluminum reflector for superior illumination and glare control. Factory installed LED circuit board. DMX interface.

A maximum of one internal optical accessory, to be specified at time of ordering.

This product is suitable for insulated ceilings (IC Rated).

Specify product with 7 Digit product code - Finish Color. Accessories, such as mounting, optical, and electrical, must be specified separately.

Example: XXX-XXXX - 9004 (Black)
+ XXX-XXXX (Accessory 1)



Specifications

Material description

Colors	RAL9004 Signal black	RAL9007 Grey aluminium	RAL9016 Traffic white	RAL8019 Grey brown
Ingress protection	IP66			
Impact resistance	IK07			







Electrical description

Power supply	Integral [ECG] electronic driver 120V-277V. 0-10V dimmable, to be specified with order.
Driver / Ballast	Integral EC electronic converter in thermally-separated compartment
Energy efficiency	D (Light source)




Additional information

Diameter (inches)	8.50
Listings	ETL listed. Suitable for wet locations. IC rated (for insulated ceilings).
Lifetime	Ta=25°/40° L70B50 > 50000h

Options

Light distribution	Color temperature	Nominal Watt
 [B]	 3000K	24 W 37 W
 [M]	 4000K	
 [E]	 2700K	

Configurations

Light distribution	Part ID	Light source	Delivered lumens	Rated input power	CRI
 [B]	134-1925	LED-1/24W/2700K	2139 lm	24 W	80
	134-1798	LED-1/24W/3000K	2292.2 lm	24 W	80
	134-1799	LED-1/24W/4000K	2392.6 lm	24 W	80
	134-1926	LED-1/37W/2700K	3237.6 lm	37 W	80
	134-1804	LED-1/37W/3000K	3369.7 lm	37 W	80
	134-1805	LED-1/37W/4000K	3514.9 lm	37 W	80
 [E]	134-1929	LED-1/24W/2700K	1204 lm	24 W	80
	134-1802	LED-1/24W/3000K	1290.2 lm	24 W	80
	134-1803	LED-1/24W/4000K	1346.7 lm	24 W	80
	134-1930	LED-1/37W/2700K	1822.3 lm	37 W	80
	134-1808	LED-1/37W/3000K	1896.6 lm	37 W	80
	134-1809	LED-1/37W/4000K	1978.4 lm	37 W	80
 [M]	134-1927	LED-1/24W/2700K	2177.7 lm	24 W	80
	134-1800	LED-1/24W/3000K	2333.7 lm	24 W	80
	134-1801	LED-1/24W/4000K	2435.9 lm	24 W	80
	134-1928	LED-1/37W/2700K	3296.2 lm	37 W	80
	134-1806	LED-1/37W/3000K	3430.6 lm	37 W	80
	134-1807	LED-1/37W/4000K	3578.5 lm	37 W	80