

## Description

DOC140 LED for remodel projects. For new construction, see DOC140 LED [New Construction] version.

IP66, Class I. IK07. Marine-grade, die-cast aluminum alloy. 5CE superior corrosion protection including PCS hardware. Silicone CCG® Controlled Compression Gasket. Safety glass lens. Separate IP66 driver housing. CAD-optimized optics for superior illumination and glare control. OLC® One LED Concept. Factory installed LED circuit board. 0-10V Dimming comes standard with luminaire.

A pre-installation blockout, proud or flush, is available and recommended for mounting in concrete ceilings; to be ordered separately.

Specify product with 7 Digit product code - Finish Color. Accessories, such as mounting, optical, and electrical, must be specified separately.

Example: XXX-XXXX - 9004 (Black)  
+ XXX-XXXX (Accessory 1)

## Specifications

### Material description

Body	Marine-grade, die-cast aluminium alloy			
Colors	<b>RAL9004</b> Signal black	<b>RAL9016</b> Traffic white	<b>RAL8019</b> Grey brown	<b>RAL9007</b> Grey aluminium
Fasteners	PCS Polymer Coated Stainless Steel Hardware			
Ingress protection	IP66			
Impact resistance	IK07			








### Electrical description

Power supply	Integral [ECG] electronic driver 120V-277V. 0-10V dimmable, to be specified with order.
Driver / Ballast	Integral EC electronic converter in thermally-separated compartment
Surge protection	6/6 kV
Energy efficiency	C-D (Light source)





### Additional information

Listings	Contact WE-EF USA for ETL/UL certification status.
Lifetime	Ta=25°/40° L90B10 > 90000h

**Options**

Light distribution	Color temperature	Nominal Watt
 [B]	 3000K	48 W
 [M]	 4000K	
 [EE]	 2700K	
 [EES]		

**Configurations**

Light distribution	Part ID	Light source	Delivered lumens	Rated input power	CRI
	134-1915	LED-24/48W/2700K	5016.9 lm	48 W	80
	134-1750	LED-24/48W/3000K	5388.5 lm	48 W	80
	134-1751	LED-24/48W/4000K	5760.1 lm	48 W	80
[B]					
	134-1917	LED-24/48W/2700K	5573.3 lm	48 W	80
	134-1756	LED-24/48W/3000K	5986.1 lm	48 W	80
	134-1756	LED-24/48W/3000K	5986.1 lm	48 W	80
	134-1757	LED-24/48W/4000K	6398.9 lm	48 W	80
[EE]					
	134-1918	LED-24/48W/2700K	5998.4 lm	48 W	80
	134-1758	LED-24/48W/3000K	6442.7 lm	48 W	80
	134-1758	LED-24/48W/3000K	6442.7 lm	48 W	80
	134-1759	LED-24/48W/4000K	6887 lm	48 W	80
	134-1759	LED-24/48W/4000K	6887 lm	48 W	80
[EES]					
	134-1916	LED-24/48W/2700K	5630.1 lm	48 W	80
	134-1752	LED-24/48W/3000K	6047.2 lm	48 W	80
	134-1752	LED-24/48W/3000K	6047.2 lm	48 W	80
	134-1753	LED-24/48W/4000K	6464.2 lm	48 W	80
	134-1753	LED-24/48W/4000K	6464.2 lm	48 W	80
[M]					