

#### Description

IP66, Class I. IK07. Marine-grade, die-cast aluminium alloy. 5CE superior corrosion protection including PCS hardware. Safety glass lens, hinged. Silicone rubber gasket.

Integral EC electronic converter in thermally-separated compartment. Advanced thermal management protects LEDs while optimising lumens output. CAD-optimised optics for superior illumination and glare control. OLC® One LED Concept. Two cable entries. Optional 2200 K version available. To be specified at time of ordering.

Pre-installation blackout is recommended for mounting in cast concrete ceilings, available on request.

## Specifications

### Material description

Body	Marine-grade, die-cast aluminium alloy			
Lens	Safety glass lens, hinged			
Colours	<b>RAL9004</b> Signal black	<b>RAL9016</b> Traffic white	<b>RAL7016</b> Anthracite grey	<b>RAL9007</b> Grey aluminium
Gasket	Silicone rubber gasket			
Fasteners	PCS hardware			
Ingress protection	IP66			
Impact resistance	IK07			
Corrosion resistance	5CE			








### Electrical description

Power supply	220-240V / 50-60 Hz
Driver / Ballast	Integral EC electronic converter in thermally-separated compartment
Surge protection	6/6 kV
Energy efficiency	C-D (Light source)







### Additional information

Lifetime	Ta=25° L90B10 > 90000h
----------	------------------------

**Options****Light distribution    Colour temperature    Nominal Watt**

 [M]	 3000K	24 W
 [EES]	 4000K	
 [B]	 2700K	
 [EE]		

**Configurations**

Light distribution	Part ID	Light source	Rated lumens	Rated input power	CRI
	134-1931	LED-12/24W/2700K	2522.3 lm	24 W	80
	134-1332	LED-12/24W/3000K	2709.2 lm	24 W	80
	134-1333	LED-12/24W/4000K	2896 lm	24 W	80
[B]					
	134-1933	LED-12/24W/2700K	2684.8 lm	24 W	80
	134-1335	LED-12/24W/3000K	2883.7 lm	24 W	80
	134-1335	LED-12/24W/3000K	2883.7 lm	24 W	80
[EE]					
	134-1336	LED-12/24W/4000K	3082.5 lm	24 W	80
	134-1336	LED-12/24W/4000K	3082.5 lm	24 W	80
	134-1336	LED-12/24W/4000K	3082.5 lm	24 W	80
[EES]					
	134-1934	LED-12/24W/2700K	2865.6 lm	24 W	80
	134-1211	LED-12/24W/3000K	3077.9 lm	24 W	80
	134-1211	LED-12/24W/3000K	3077.9 lm	24 W	80
	134-1213	LED-12/24W/4000K	3290.2 lm	24 W	80
	134-1213	LED-12/24W/4000K	3290.2 lm	24 W	80
	134-1213	LED-12/24W/4000K	3290.2 lm	24 W	80
[M]					
	134-1932	LED-12/24W/2700K	2791.8 lm	24 W	80
	134-1210	LED-12/24W/3000K	2998.6 lm	24 W	80
	134-1210	LED-12/24W/3000K	2998.6 lm	24 W	80
	134-1212	LED-12/24W/4000K	3205.4 lm	24 W	80
134-1212	LED-12/24W/4000K	3205.4 lm	24 W	80	