

### Description

IP66. Class I. IK07. Marine-grade, die-cast aluminum alloy. 5CE superior corrosion protection including PCS hardware. Silicone CCG® Controlled Compression Gasket. Safety glass lens, hinged. Two cable entries. CAD-optimized optics for superior illumination and glare control. Integral driver in thermally separated compartment. OLC® One LED Concept. Factory-installed LED circuit board. 0-10V Dimming comes standard with luminaire. Frame with safety catch.

Suitable for installation in non-insulated ceiling. A pre-installation blockout, proud or flush, is available and recommended for mounting in concrete ceilings; to be ordered separately.

Specify product with 7 Digit product code - Finish Color. Accessories, such as mounting, optical, and electrical, must be specified separately.

Example: XXX-XXXX-9004 (Black)  
+ XXX-XXXX (Accessory 1)

## Specifications

### Material description

Body	Luminaire body and lens frame constructed in die cast aluminum.			
Lens	Clear tempered glass lens.			
Colors	<b>RAL9004</b> Signal black	<b>RAL9016</b> Traffic white	<b>RAL8019</b> Grey brown	<b>RAL9007</b> Grey aluminium
Gasket	Silicone rubber gasket			
Fasteners	PCS polymer coated stainless steel			
Ingress protection	IP66			
Impact resistance	IK07			
Corrosion resistance	5CE			







### Electrical description

Power supply	Integral [ECG] electronic driver 120V-277V. 0-10V dimmable, to be specified with order.
Driver / Ballast	Integral EC electronic converter in thermally-separated compartment
Surge protection	6/6 kV
Energy efficiency	C-D (Light source)





### Additional information

Diameter (inches)	6.1
Listings	ETL, UL-1598, CSA-C22.2#250.0. Suitable for Wet Locations.
Lifetime	Ta=25°/40° L90B10 > 90000h

**Options**

Light distribution	Color temperature	Nominal Watt
 [M]	 3000K	24 W
 [EES]	 4000K	
 [B]		
 [EE]		

### Configurations

Light distribution	Part ID	Light source	Delivered lumens	Rated input power	CRI
	134-1332	LED-12/24W/3000K	2709.2 lm	24 W	80
	134-1333	LED-12/24W/4000K	2896 lm	24 W	80
[B]					
	134-1335	LED-12/24W/3000K	2883.7 lm	24 W	80
	134-1335	LED-12/24W/3000K	2883.7 lm	24 W	80
	134-1336	LED-12/24W/4000K	3082.5 lm	24 W	80
	134-1336	LED-12/24W/4000K	3082.5 lm	24 W	80
[EE]					
	134-1211	LED-12/24W/3000K	3077.9 lm	24 W	80
	134-1211	LED-12/24W/3000K	3077.9 lm	24 W	80
	134-1213	LED-12/24W/4000K	3290.2 lm	24 W	80
	134-1213	LED-12/24W/4000K	3290.2 lm	24 W	80
[EES]					
	134-1210	LED-12/24W/3000K	2998.6 lm	24 W	80
	134-1210	LED-12/24W/3000K	2998.6 lm	24 W	80
	134-1210	LED-12/24W/3000K	2998.6 lm	24 W	80
	134-1212	LED-12/24W/4000K	3205.4 lm	24 W	80
	134-1212	LED-12/24W/4000K	3205.4 lm	24 W	80
	134-1212	LED-12/24W/4000K	3205.4 lm	24 W	80
[M]					