

Description

IP66. Class I. IK07. Marine-grade, die-cast aluminum alloy. 5CE superior corrosion protection including PCS hardware. Silicone CCG® Controlled Compression Gasket. Safety glass lens, hinged. Two cable entries. CAD-optimized optics for superior illumination and glare control. Integral driver in thermally separated compartment. OLC® One LED Concept. Factory-installed LED circuit board. Frame with safety catch. Gimbal mounted, 0-30° tiltable and 355° rotatable.

Suitable for installation in non-insulated ceiling. A pre-installation blockout, proud or flush, is available and recommended for mounting in concrete ceilings; to be ordered separately.

Specify product with 7 Digit product code - Finish Color. Accessories, such as mounting, optical, and electrical, must be specified separately.

Example: XXX-XXXX-9004 (Black)
+ XXX-XXXX (Accessory 1)

Specifications

Material description

Body	Luminaire body and lens frame constructed in die cast aluminum.			
Lens	Clear tempered glass lens.			
Colors	RAL9004 Signal black	RAL9016 Traffic white	RAL8019 Grey brown	RAL9007 Grey aluminium
Gasket	Silicone rubber gasket			
Fasteners	PCS polymer coated stainless steel			
Ingress protection	IP66			
Impact resistance	IK07			
Corrosion resistance	5CE			







Electrical description

Power supply	Integral [ECG] electronic driver 120V-277V. 0-10V dimmable, to be specified with order.
Driver / Ballast	Integral EC electronic converter in thermally-separated compartment
Surge protection	6/6 kV
Energy efficiency	C-D (Light source)





Additional information

Diameter (inches)	9.84
Listings	ETL, UL-1598, CSA-C22.2#250.0. Suitable for Wet Locations.
Lifetime	Ta=25°/40° L90B10 > 90000h

Options

Light distribution	Color temperature	Nominal Watt
 [M]	 3000K	18 W
 [EES]	 4000K	
 [B]		
 [EE]		

Configurations

Light distribution	Part ID	Light source	Delivered lumens	Rated input power	CRI
	134-1344	LED-12/18W/3000K	2008.5 lm	18 W	80
	134-1345	LED-12/18W/4000K	2148.7 lm	18 W	80
[B]					
	134-1347	LED-12/18W/3000K	2137.9 lm	18 W	80
	134-1347	LED-12/18W/3000K	2137.9 lm	18 W	80
	134-1348	LED-12/18W/4000K	2287 lm	18 W	80
	134-1348	LED-12/18W/4000K	2287 lm	18 W	80
[EE]					
	134-1256	LED-12/18W/3000K	2281.9 lm	18 W	80
	134-1256	LED-12/18W/3000K	2281.9 lm	18 W	80
	134-1257	LED-12/18W/4000K	2441.1 lm	18 W	80
	134-1257	LED-12/18W/4000K	2441.1 lm	18 W	80
[EES]					
	134-1253	LED-12/18W/3000K	2223.1 lm	18 W	80
	134-1253	LED-12/18W/3000K	2223.1 lm	18 W	80
	134-1254	LED-12/18W/4000K	2378.2 lm	18 W	80
	134-1254	LED-12/18W/4000K	2378.2 lm	18 W	80
[M]					