

Description

IP66. Class I. IK07. Marine-grade, die-cast aluminum alloy. 5CE superior corrosion protection including PCS hardware. Silicone CCG® Controlled Compression Gasket. Safety glass lens, hinged. Two cable entries. CAD-optimized optics for superior illumination and glare control. Integral driver in thermally separated compartment. OLC® One LED Concept. Factory-installed LED circuit board. 0-10V Dimming comes standard with luminaire. Frame with safety catch.


Suitable for installation in non-insulated ceiling. A pre-installation blockout, proud or flush, is available and recommended for mounting in concrete ceilings; to be ordered separately.

Specify product with 7 Digit product code - Finish Color. Accessories, such as mounting, optical, and electrical, must be specified separately.

Example: XXX-XXXX-9004 (Black)
+ XXX-XXXX (Accessory 1)

Specifications

Material description

Body	Luminaire body constructed in die cast aluminum.
Lens	Clear tempered glass lens.
Colors	 Stainless Steel
Gasket	Silicone rubber gasket
Fasteners	PCS polymer coated stainless steel
Corrosion resistance	5CE





Electrical description

Power supply	Integral [ECG] electronic driver 120V-277V. 0-10V dimmable, to be specified with order.
--------------	---



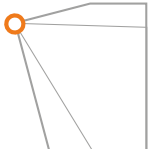
Additional information

Listings	ETL, UL-1598, CSA-C22.2#250.0. Suitable for Wet Locations.
Lifetime	LED >60,000 h Ta 25°(L70/B10) Control gear >50.000 h Ta 25°

Options

Light distribution	Color temperature	Nominal Watt
 [VNS] symmetric, very narrow beam, sharp cut-off		0 W
 [VN] symmetric, very narrow beam		
 [M] symmetric, medium beam		
 [W] bi-symmetric, wide beam		

Configurations

Light distribution	Part ID	Light source	Delivered lumens	Rated input power	CRI
	134-6300		6047.2 lm	0 W	80
	134-6301		6464.2 lm	0 W	80
[M] symmetric, medium beam	134-6303		5986.1 lm	0 W	80
	134-6306		6442.7 lm	0 W	80
	134-6307		6887 lm	0 W	80
[VNS] symmetric, very narrow beam, sharp cut-off	134-6309		5388.5 lm	0 W	80
	134-6310		5760.1 lm	0 W	80