

Description

IP66, Class I. Class II on request. IK07. Marine-grade, die-cast aluminium alloy. 5CE superior corrosion protection including PCS hardware. Silicone rubber gasket. Safety glass lens, hinged. Frame with safety catch. Two cable entries. Integral EC electronic converter in thermally separated compartment. CAD-optimised optics for superior illumination and glare control. OLC® One LED Concept. Factory installed LED circuit board.

A pre-installation blackout, proud or flush, is available and recommended for mounting in concrete ceilings. To be ordered separately.

Luminaire suitable for chlorine containing environments e.g. swimming pools, on request. Must be specified at time of ordering.

Specifications

Material description

Body	Marine-grade die-cast aluminium alloy																
Lens	Safety glass lens, hinged																
Colours	<table><tr><td>RAL9004</td><td>RAL9006</td><td>RAL9016</td><td>RAL7016</td></tr><tr><td>Signal black</td><td>White aluminium</td><td>Traffic white</td><td>Anthracite grey</td></tr><tr><td>RAL9007</td><td></td><td></td><td></td></tr><tr><td>Grey aluminium</td><td></td><td></td><td></td></tr></table>	RAL9004	RAL9006	RAL9016	RAL7016	Signal black	White aluminium	Traffic white	Anthracite grey	RAL9007				Grey aluminium			
RAL9004	RAL9006	RAL9016	RAL7016														
Signal black	White aluminium	Traffic white	Anthracite grey														
RAL9007																	
Grey aluminium																	
Gasket	Silicone rubber gasket																
Fasteners	PCS Polymer Coated Stainless Steel Hardware																
Ingress protection	IP66																
Impact resistance	IK07																
Corrosion resistance	5CE																

Electrical description

Power supply	220-240V / 50-60 Hz
Surge protection	6/6 kV
Energy efficiency	C-D (Light source)

Additional information

Lifetime	Ta=25° L90B10 > 90000h
----------	------------------------

Options**Light distribution Colour temperature Nominal Watt**

[B]



3000K

48 W



[M]



4000K



[EE]









2700K



[EES]

Configurations

Light distribution	Part ID	Light source	Rated lumens	Rated input power	CRI
	134-1935	LED-24/48W/2700K	5016.9 lm	48 W	80
	134-1396	LED-24/48W/3000K	5388.5 lm	48 W	80
	134-1397	LED-24/48W/4000K	5760.1 lm	48 W	80
[B]					
	134-1937	LED-24/48W/2700K	5573.3 lm	48 W	80
	134-1400	LED-24/48W/3000K	5986.1 lm	48 W	80
	134-1400	LED-24/48W/3000K	5986.1 lm	48 W	80
[EE]					
	134-1401	LED-24/48W/4000K	6398.9 lm	48 W	80
	134-1401	LED-24/48W/4000K	6398.9 lm	48 W	80
	134-1402	LED-24/48W/3000K	6442.7 lm	48 W	80
[EES]					
	134-1938	LED-24/48W/2700K	5998.4 lm	48 W	80
	134-1402	LED-24/48W/3000K	6442.7 lm	48 W	80
	134-1402	LED-24/48W/3000K	6442.7 lm	48 W	80
[M]					
	134-1403	LED-24/48W/4000K	6887 lm	48 W	80
	134-1403	LED-24/48W/4000K	6887 lm	48 W	80
	134-1936	LED-24/48W/2700K	5630.1 lm	48 W	80
	134-1398	LED-24/48W/3000K	6047.2 lm	48 W	80
	134-1398	LED-24/48W/3000K	6047.2 lm	48 W	80
	134-1399	LED-24/48W/4000K	6464.2 lm	48 W	80
	134-1399	LED-24/48W/4000K	6464.2 lm	48 W	80