

Description

IP67. IK07. Stainless steel inground section. Die-cast hood made from marine-grade aluminium alloy. Construction helps to prevent accumulation of insects, leaves and debris on lens and restricts glare to passers-by. 5CE superior corrosion protection including PCS hardware. Safety glass lens. Silicone rubber gasket. Factory-sealed termination chamber with cable gland and 1.5 m of flexible PVC-free cable.

Integral EC electronic converter. Advanced thermal management protects LEDs while optimising lumens output. Removable LED boards for upgrading. CAD-optimised optics for superior illumination and glare control. OLC® One LED Concept.

Luminaire installation blackout and sealable junction box included in supply.

Specifications

Material description

Body	Stainless steel inground section. Die-cast hood made from marine-grade aluminium alloy			
Lens	Safety glass lens			
Colours	RAL9004 Signal black	RAL9016 Traffic white	RAL7016 Anthracite grey	RAL9007 Grey aluminium
Gasket	Silicone rubber gasket			
Fasteners	PCS hardware			
Ingress protection	IP67			
Impact resistance	IK07			
Corrosion resistance	5CE			


Electrical description


Driver / Ballast	Integral EC electronic converter
------------------	----------------------------------


Additional information

Options

Light distribution


 [EES] symmetric, very narrow beam, sharp cut-off

 [M] symmetric, medium beam

 [EE] symmetric, very narrow beam

Colour temperature




 3000K

 4000K

Nominal Watt

24 W

Configurations

Light distribution	Part ID	Light source	Rated lumens	Rated input power	CRI
	185-7503	LED-12/24W/3000K	2429.4 lm	24 W	80
	185-7506	LED-12/24W/4000K	2596.9 lm	24 W	80
[EE] symmetric, very narrow beam					
	185-7497	LED-12/24W/3000K	2555.1 lm	24 W	80
	185-7499	LED-12/24W/4000K	2731.3 lm	24 W	80
[EES] symmetric, very narrow beam, sharp cut-off					
	185-7502	LED-12/24W/3000K	2367.3 lm	24 W	80
	185-7505	LED-12/24W/4000K	2530.6 lm	24 W	80
[M] symmetric, medium beam					