

Description

IP67. Class I. IK07. Stainless steel construction inground section. Marine-grade, die-cast aluminum alloy hood with 30° angle avoids glare to passers-by and helps prevent accumulation of insects, leaves and debris on the lens. 5CE superior corrosion protection including PCS hardware. Silicone CCG® Controlled Compression Gasket. Safety glass lens. Factory-sealed termination chamber complete with cable gland including spiral cable bending protection and 3 ft of flexible PVC-free cable. CAD-optimized optics for superior illumination and glare control. Integral driver in thermally separated compartment. Factory-installed LED circuit board. 0-10V Dimming comes standard with luminaire.

Suitable for flush installation in concrete or earth. The optional installation blockout is recommended for mounting; to be ordered separately.

Specify product with 7 Digit product code - Finish Color. Accessories, such as mounting, optical, and electrical, must be specified separately.

Example: XXX-XXXX-9004 (Black)

+ XXX-XXXX (Accessory 1)

Specifications

Material description

Body	Stainless steel body. Marine grade high pressure die cast aluminum frame			
Lens	Safety glass lens			
Colors	RAL9004 Signal black	RAL9016 Traffic white	RAL8019 Grey brown	RAL9007 Grey aluminium
Gasket	Silicone rubber gasket			
Ingress protection	IP67			
Impact resistance	IK07			
Corrosion resistance	5CE			







Electrical description

Power supply	Integral [ECG] electronic driver 120V-277V. 0-10V dimmable, to be specified with order.
Driver / Ballast	Integral EC electronic converter
Surge protection	6/6 kV
Energy efficiency	0-10V available in request. Must be factory fitted.




Additional information

Diameter (inches)	9.84
Listings	Contact WE-EF USA for ETL/UL Certification Status
Lifetime	Ta=25°/40° L90B10 > 90000h

Options

Light distribution	Color temperature	Nominal Watt
 [M]	 3000K	18 W
 [EE]	 4000K	
 [EES]	 2700K	

Configurations

Light distribution	Part ID	Light source	Delivered lumens	Rated input power	CRI
	185-3506	LED-12/18W/2700K	1675.4 lm	18 W	80
	185-3079	LED-12/18W/3000K	1801.1 lm	18 W	80
	185-3080	LED-12/18W/4000K	1926.8 lm	18 W	80
[EE]					
	185-3532	LED-12/18W/2700K	1762.1 lm	18 W	80
	185-3081	LED-12/18W/3000K	1894.3 lm	18 W	80
	185-3082	LED-12/18W/4000K	2026.4 lm	18 W	80
[EES]					
	185-3531	LED-12/18W/2700K	1632.6 lm	18 W	80
	185-3077	LED-12/18W/3000K	1755.1 lm	18 W	80
	185-3078	LED-12/18W/4000K	1877.5 lm	18 W	80
[M]					