

### Description

IP67\*, Class I. IK10+. Stainless steel construction including PCS hardware. Silicone rubber gasket. Safety glass lens; max. load 5 tonnes. Luminaire can be driven over at low speed. Factory-sealed termination chamber complete with cable gland and 1.5 m of flexible PVC free cable. Cable gland with spiral cable bending protection. Integral EC electronic converter in thermally separated compartment. 'No tool' removable gear/reflector tray. CAD-optimised optics for superior illumination and glare control. OLC® One LED Concept. Factory installed LED circuit board. Gimbal mounted, 355° rotatable and 20° tiltable. Optional 2200 K version available. To be specified at time of ordering.

The optional installation blockout is recommended for mounting. To be ordered separately.

Optional with Anti-Slip ceramic Coating ASC to DIN 51130 (Trip Classification 10) available on request.

The luminaire is not suitable for permanent underwater operation and must be switched off in the event of flooding.


\* Additionally tested to IP66, IP67, IP68 0.1 bar 3h, up to

1 m depth according to DIN EN 60598 and IP69K/80°  
according to DIN EN 60529.

## Specifications

### Material description

---

Body	Stainless steel construction
Lens	Safety glass lens; max. load 5 tonnes
Colours	 Stainless Steel
Gasket	Silicone rubber gasket
Fasteners	PCS Polymer Coated Stainless Steel Hardware
Ingress protection	IP67
Impact resistance	IK10+

---

### Electrical description

---

Power supply	220-240V / 50-60 Hz
Driver / Ballast	Integral EC electronic converter
Termination	Factory sealed termination chamber
Surge protection	1/2 kV (optional SP10)
Energy efficiency	C-D (Light source)

---

### Additional information

---

Lifetime	Ta=25° L90B10 > 90000h
----------	------------------------

---

**Options****Light distribution    Colour temperature    Nominal Watt**

[M]




3000K

6 W



[EE]



4000K






[EES]



2700K

## Configurations

Light distribution	Part ID	Light source	Rated lumens	Rated input power	CRI
 [EE]	185-3501	LED-3/6W/2700K	605.8 lm	6 W	80
	185-7593	LED-3/6W/3000K	650.7 lm	6 W	80
	185-7593	LED-3/6W/3000K	650.7 lm	6 W	80
	185-7596	LED-3/6W/4000K	695.6 lm	6 W	80
	185-7596	LED-3/6W/4000K	695.6 lm	6 W	80
 [EES]	185-3540	LED-3/6W/2700K	652.3 lm	6 W	80
	185-7682	LED-3/6W/3000K	700.7 lm	6 W	80
	185-7682	LED-3/6W/3000K	700.7 lm	6 W	80
	185-7684	LED-3/6W/4000K	749 lm	6 W	80
	185-7684	LED-3/6W/4000K	749 lm	6 W	80
 [M]	185-3449	LED-3/6W/2700K	648.3 lm	6 W	80
	185-7592	LED-3/6W/3000K	696.3 lm	6 W	80
	185-7595	LED-3/6W/4000K	744.3 lm	6 W	80