**Description**


IP69. IK10+. Stainless steel construction including PCS hardware. Safety glass lens; max. load 5 tonnes. Luminaire can be driven over at low speed. Silicone rubber gasket. Anti-wick technology, equipped with a cable gland and 1.5 meters of flexible, PVC-free cable.

Integral EC electronic converter. Advanced thermal management protects LEDs while optimising lumens output. Removable LED boards for upgrading. CAD-optimised optics for superior illumination and glare control. OLC® One LED Concept.

Luminaire installation blackout and sealable junction box included in supply.

Specifications

Material description

Body	Stainless steel construction
Lens	Safety glass lens, max. load 5 tonnes
Colours	 Stainless Steel
Gasket	Silicone rubber gasket
Fasteners	PCS hardware

Electrical description

Driver / Ballast	Integral EC electronic converter
------------------	----------------------------------

Additional information

Options**Light distribution**

[B] symmetric, wide beam



[EES] symmetric, very narrow beam, sharp cut-off




[M] symmetric, medium beam



[EE] symmetric, very narrow beam

Colour temperature

3000K







4000K

Nominal Watt

24 W

Configurations

Light distribution	Part ID	Light source	Rated lumens	Rated input power	CRI
	185-7661	LED-12/24W/3000K	2631 lm	24 W	80
	185-7663	LED-12/24W/4000K	2812.4 lm	24 W	80
[B] symmetric, wide beam					
	185-9157	LED-12/24W/3000K	2850.7 lm	24 W	80
	185-9160	LED-12/24W/4000K	3047.3 lm	24 W	80
[EE] symmetric, very narrow beam					
	185-7662	LED-12/24W/3000K	3033.1 lm	24 W	80
	185-7664	LED-12/24W/4000K	3242.2 lm	24 W	80
[EES] symmetric, very narrow beam, sharp cut-off					
	185-9156	LED-12/24W/3000K	3019.6 lm	24 W	80
	185-9159	LED-12/24W/4000K	3227.8 lm	24 W	80
[M] symmetric, medium beam					