

### Description

RGBW/RGBA Color Changer. ASC Lens accessory can be added.

IP69K. Class I. IK10+. Stainless steel construction. PCS hardware. Optional with Anti-Slip ceramic Coating ASC to DIN 51130 (Trip Classification 10) available on request. Silicone CCG® Controlled Compression Gasket. Safety glass lens; max load 5.5 tons (11,000 lbs). Luminaire can be driven over at low speed. Cable gland with spiral cable bending protection. Factory-sealed termination chamber complete with cable gland and 3 ft of flexible PVC-free, gel-impregnated anti-wicking cable. CAD-optimized optics for superior illumination and glare control. Integral driver in thermally separated compartment. OLC® One LED Concept. Factory-installed LED circuit board. Color Boost technology. DMX interface. Gimbal mounted, 360° rotatable and 30° tiltable. 'No tool' removable gear/lens tray.

Suitable for flush installation in concrete or earth. The concrete-pour installation blockout is supplied as standard with luminaire.

Specify product with 7 Digit product code - Finish Color.

### WE-EF LIGHTING USA, LLC

410-D Keystone Drive, 15086 Warrendale, PA 15086 - Phone: +1 724 742 0030

customersupport.usa@we-ef.com - <https://we-ef.com/us>

Subject to technical changes and errors. - Generated on 04/11/2026

---


Accessories, such as mounting, optical, and electrical, must be specified separately.

Example: XXX-XXXX-9004 (Black).

+ XXX-XXXX (Accessory 1)

## Specifications

### Material description

Body	Luminaire body constructed of deep drawn stainless steel, outer housing of composite material
Lens	5/8" thick clear tempered glass lens. Max. load 5000kg/11,000 lbs.
Colors	 Stainless Steel
Gasket	Silicone CCG® Controlled Compression Gasket
Ingress protection	IP67
Impact resistance	IK10+





### Electrical description

Power supply	Integral DMX 120V-277V Driver
Driver / Ballast	Integral driver
Surge protection	1/2 kV (optional SP10)
Energy efficiency	C-D (Light source)

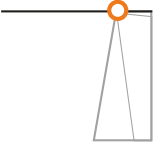
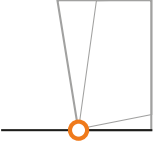


### Additional information

Diameter (inches)	9.84
Listings	ETL, UL-1598, CSA-C22.2#250.0. Suitable for Wet Locations.
Lifetime	Ta=25°/40° L90B10 > 90000h

**Options**

Light distribution	Color temperature	Nominal Watt
 [B]	4000K+RGBW	19 W
 [M]	RGBA	
 [A6]		
 [A20]		

## Configurations

Light distribution	Part ID	Light source	Delivered lumens	Rated input power	CRI
	185-3392	LED-12/19W/4000K+RGBW	1366 lm	19 W	80
	185-3417	LED-12/19W/RGBA	1302.2 lm	19 W	80
[A20]					
	185-3391	LED-12/19W/4000K+RGBW	1445.5 lm	19 W	80
	185-3416	LED-12/19W/RGBA	1377.9 lm	19 W	80
[A6]					
	185-3389	LED-12/19W/4000K+RGBW	1483.8 lm	19 W	80
	185-3414	LED-12/19W/RGBA	1414.5 lm	19 W	80
[B]					
	185-3390	LED-12/19W/4000K+RGBW	1479.5 lm	19 W	80
	185-3415	LED-12/19W/RGBA	1410.4 lm	19 W	80
[M]					