

### Description

IP69K. Class I. IK10+. Stainless steel construction. PCS hardware. Optional with Anti-Slip ceramic Coating ASC to DIN 51130 (Trip Classification 10) available on request. Silicone CCG® Controlled Compression Gasket. Safety glass lens; max load 5.5 tons (11,000 lbs). Luminaire can be driven over at low speed. Cable gland with spiral cable bending protection. Factory-sealed termination chamber complete with cable gland and 3 ft of flexible PVC-free, gel-impregnated anti-wicking cable. CAD-optimized optics for superior illumination and glare control. Integral driver in thermally separated compartment. OLC® One LED Concept. Factory-installed LED circuit board. 0-10V Dimming comes standard with luminaire. Gimbal mounted, 360° rotatable and 30° tiltable. 'No tool' removable gear/ lens tray.


Suitable for flush installation in concrete or earth. The concrete-pour installation blockout is supplied as standard with luminaire.

Specify product with 7 Digit product code - Finish Color. Accessories, such as mounting, optical, and electrical, must be specified separately.

Example: XXX-XXXX-9004 (Black)  
+ XXX-XXXX (Accessory 1)

## Specifications

### Material description

Body	Luminaire body constructed of deep drawn stainless steel. Outer housing composite material.
Lens	5/8" thick clear tempered glass lens. Max. load 5000kg/11,000 lbs.
Colors	 Stainless Steel
Gasket	Silicone rubber gasket
Fasteners	PCS polymer coated stainless steel
Ingress protection	IP67
Impact resistance	IK10+
Corrosion resistance	5CE










### Electrical description

Power supply	Integral [ECG] electronic driver 120V-277V. 0-10V dimmable, to be specified with order.
Driver / Ballast	Integral [ECG] electronic driver 120V-277V. 0-10V dimmable, to be specified with order.
Termination	Factory sealed termination chamber
Surge protection	Integral 10kV Surge Protector
Energy efficiency	0-10V available in request. Must be factory fitted.

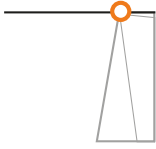
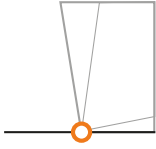




### Additional information

Diameter (inches)	9.84
Listings	ETL, UL-1598, CSA-C22.2#250.0. Suitable for Wet Locations.
Lifetime	Ta=25°/40° L90B10 > 90000h

**Options**

Light distribution	Color temperature	Nominal Watt
 [M]	 3000K	18 W
 [EES]	 4000K	
 [B]	 2700K	
 [EE]		
 [A20]		
 [A6]		

## Configurations

Light distribution	Part ID	Light source	Delivered lumens	Rated input power	CRI
	185-3707	LED-12/18W/2700K	1676.9 lm	18 W	80
	185-3091	LED-12/18W/3000K	1802.7 lm	18 W	80
	185-3092	LED-12/18W/4000K	1928.5 lm	18 W	80
[A20]					
	185-3691	LED-12/18W/2700K	1856.4 lm	18 W	80
[A6]					
	185-3541	LED-12/18W/2700K	1814.5 lm	18 W	80
	185-2658	LED-12/18W/3000K	1950.6 lm	18 W	80
	185-2659	LED-12/18W/4000K	2086.6 lm	18 W	80
[B]					
	185-3141	LED-12/18W/2700K	1966 lm	18 W	80
	185-3141	LED-12/18W/2700K	1966 lm	18 W	80
	185-2661	LED-12/18W/3000K	2113.4 lm	18 W	80
	185-2661	LED-12/18W/3000K	2113.4 lm	18 W	80
	185-2662	LED-12/18W/4000K	2260.9 lm	18 W	80
	185-2662	LED-12/18W/4000K	2260.9 lm	18 W	80
[EE]					
	185-3542	LED-12/18W/2700K	2091.8 lm	18 W	80
	185-3542	LED-12/18W/2700K	2091.8 lm	18 W	80
	185-2591	LED-12/18W/3000K	2248.6 lm	18 W	80
	185-2591	LED-12/18W/3000K	2248.6 lm	18 W	80
	185-2592	LED-12/18W/4000K	2405.5 lm	18 W	80
	185-2592	LED-12/18W/4000K	2405.5 lm	18 W	80
[EES]					
	185-3527	LED-12/18W/2700K	2082.5 lm	18 W	80
	185-2446	LED-12/18W/3000K	2238.7 lm	18 W	80
	185-2446	LED-12/18W/3000K	2238.7 lm	18 W	80
	185-2447	LED-12/18W/4000K	2394.8 lm	18 W	80
	185-2447	LED-12/18W/4000K	2394.8 lm	18 W	80
[M]					