

Description

IP67*, Class I. IK10+. Stainless steel construction including PCS hardware. Silicone rubber gasket. Safety glass lens; max. load 5 tonnes. Luminaire can be driven over at low speed. Factory-sealed termination chamber complete with cable gland and 1.5 m of flexible PVC free cable. Cable gland with spiral cable bending protection. Integral EC electronic converter, thermally separated. CAD-optimised optics for superior illumination and glare control. OLC® One LED Concept. Factory-installed LED circuit board with Tunable White Technology. DALI Interface. Gimbal mounted, 360° rotatable and 30° tiltable.

The optional installation blockout is recommended for mounting. To be ordered separately.

The luminaire is not suitable for permanent underwater operation and must be switched off in the event of flooding.

Optional with Anti-Slip ceramic Coating ASC to DIN 51130 (Trip Classification 10) available on request.

* Additionally tested to IP66, IP67, IP68 0.1 bar 3h, up to 1 m depth according to DIN EN 60598 and IP69K/80° according to DIN EN 60529.

Specifications

Material description

Colours



Stainless Steel

Ingress protection IP67

Impact resistance IK10+

Electrical description

Surge protection 1/2 kV (optional SP10)

Energy efficiency D (Light source)

Additional information

Lifetime Ta=25° L90B10 > 90000h

Options

Light distribution

Colour temperature

Nominal Watt



[B] symmetric, wide beam

2200-6000K

19 W



[M] symmetric, medium beam

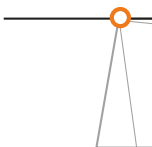
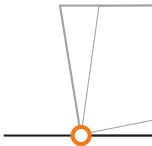




[A6] asymmetric, wallgrazer



[A20] wallwash

Configurations

Light distribution	Part ID	Light source	Rated lumens	Rated input power	CRI
 [A20] wallwash	185-3396	LED-12/19W/2200-6000K	1678.5 lm	19 W	80
 [A6] asymmetric, wallgrazer	185-3395	LED-12/19W/2200-6000K	1702.1 lm	19 W	80
 [B] symmetric, wide beam	185-3393	LED-12/19W/2200-6000K	1758.3 lm	19 W	80
 [M] symmetric, medium beam	185-3394	LED-12/19W/2200-6000K	1837.5 lm	19 W	80