

Description

RGBW/RGBA Colour Changer. IP67*, Class I. Class II on request. IK10+. Stainless steel construction including PCS hardware. Silicone rubber gasket. Safety glass lens; max. load 5 tonnes. Luminaire can be driven over at low speed. Factory-sealed termination chamber complete with cable gland and 1.5 m of flexible PVC free cable. Cable gland with spiral cable bending protection. Integral EC electronic converter in thermally separated compartment. 'No tool' removable gear/lens tray. CAD-optimised optics for superior illumination and glare control. OLC® One LED Concept. Factory installed LED circuit board. DMX interface. Gimbal mounted, 360° rotatable and 30° tiltable. Optional 2200 K version available. To be specified at time of ordering.

The optional installation blackout is recommended for mounting. To be ordered separately.

The luminaire is not suitable for permanent underwater operation and must be switched off in the event of flooding.

Optional with Anti-Slip ceramic Coating ASC to DIN 51130 (Trip Classification 10) available on request.

Specifications

Material description

Colours



Stainless Steel

Ingress protection IP67

Impact resistance IK10+

Electrical description

Surge protection 1/2 kV (optional SP10)

Energy efficiency G (Light source)

Additional information

Lifetime Ta=25° L90B10 > 90000h

Options**Light distribution****Colour temperature****Nominal Watt**

[B] symmetric, wide beam

4000K+RGBW

30 W



[A6] asymmetric, wallgrazer

4000K+RBW



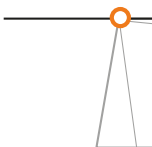
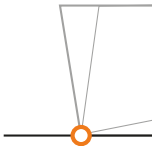


[M] symmetric, medium beam

RGBA



[A20] wallwash

Configurations

Light distribution	Part ID	Light source	Rated lumens	Rated input power	CRI
 [A20] wallwash	185-3404	LED-48/30W/4000K+RBW	2144.8 lm	30 W	80
	185-3421	LED-48/30W/RGBA	2068.2 lm	30 W	80
 [A6] asymmetric, wallgrazer	185-3403	LED-48/30W/4000K+RGBW	2223.3 lm	30 W	80
	185-3420	LED-48/30W/RGBA	2143.9 lm	30 W	80
 [B] symmetric, wide beam	185-3401	LED-48/30W/4000K+RGBW	2376.9 lm	30 W	80
	185-3418	LED-48/30W/RGBA	2292 lm	30 W	80
 [M] symmetric, medium beam	185-3402	LED-48/30W/4000K+RGBW	2463.8 lm	30 W	80
	185-3419	LED-48/30W/RGBA	2375.8 lm	30 W	80