

Description

Tunable White.

IP69K. Class I. IK10+. Stainless steel construction. PCS hardware. Optional with Anti-Slip ceramic Coating ASC to DIN 51130 (Trip Classification 10) available on request. Silicone CCG® Controlled Compression Gasket. Safety glass lens; max load 5.5 tons (11,000 lbs). Luminaire can be driven over at low speed. Cable gland with spiral cable bending protection. Factory-sealed termination chamber complete with cable gland and 3 ft of flexible PVC-free, gel-impregnated anti-wicking cable. CAD-optimized optics for superior illumination and glare control. Integral driver, thermally separated. OLC® One LED Concept. Factory-installed LED circuit board. Tunable White technology. DMX Controlled. Gimbal mounted, 360° rotatable and 30° tiltable.


The concrete-pour installation blockout is supplied as standard with luminaire.

Specify product with 7 Digit product code - Finish Color. Accessories, such as mounting, optical, and electrical, must be specified separately.

Example: XXX-XXXX-9004 (Black)
+ XXX-XXXX (Accessory 1)

Specifications

Material description

Body	Luminaire body constructed of deep drawn stainless steel. Outer housing composite material.
Lens	5/8" thick clear tempered glass lens. Max. load 5000kg/11,000 lbs.
Colors	 Stainless Steel
Gasket	Silicone CCG® Controlled Compression Gasket
Ingress protection	IP67
Impact resistance	IK10+




Electrical description

Power supply	Integral [ECG] electronic driver 120V-277V. DMX controlled, controller to be ordered separately.
Surge protection	1/2 kV (optional SP10)
Energy efficiency	D (Light source)

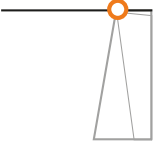

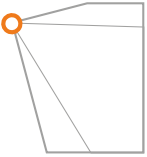
Additional information

Listings	ETL, UL-1598, CSA-C22.2#250.0. Suitable for Wet Locations.
Lifetime	Ta=25°/40° L90B10 > 90000h

Options

Light distribution	Color temperature	Nominal Watt
 [W] bi-symmetric, wide beam		0 W
 [M] symmetric, medium beam		
 [A20] wallwash		

Configurations

Light distribution	Part ID	Light source	Delivered lumens	Rated input power	CRI
 <p>[A20] wallwash</p>	185-3400_us		2717.5 lm	0 W	80
 <p>[M] symmetric, medium beam</p>	185-3398_us		2975 lm	0 W	80
 <p>[W] bi-symmetric, wide beam</p>	185-3397_us		2846.8 lm	0 W	80