

### Description

IP67\*, Class I. IK10+. Stainless steel construction including PCS hardware. Silicone rubber gasket. Safety glass lens; max. load 5 tonnes. Luminaire can be driven over at low speed. Factory-sealed termination chamber complete with cable gland and 1.5 m of flexible PVC free cable. Cable gland with spiral cable bending protection. Integral EC electronic converter, thermally separated. CAD-optimised optics for superior illumination and glare control. OLC® One LED Concept. Factory-installed LED circuit board with Tunable White Technology. DALI Interface. Gimbal mounted, 360° rotatable and 30° tiltable.

The optional installation blockout is recommended for mounting. To be ordered separately.

The luminaire is not suitable for permanent underwater operation and must be switched off in the event of flooding.

Optional with Anti-Slip ceramic Coating ASC to DIN 51130 (Trip Classification 10) available on request.

\* Additionally tested to IP66, IP67, IP68 0.1 bar 3h, up to 1 m depth according to DIN EN 60598 and IP69K/80° according to DIN EN 60529.

## Specifications

### Material description

---

Colours



Stainless Steel

Ingress protection IP67

Impact resistance IK10+

---

### Electrical description

---

Surge protection 1/2 kV (optional SP10)

Energy efficiency D (Light source)

---

### Additional information

---

Lifetime Ta=25° L90B10 > 90000h

---

**Options****Light distribution**    **Colour temperature**    **Nominal Watt**

[B]

2200-6000K

30 W



[M]

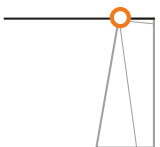
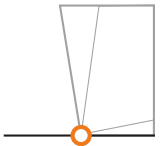




[A6]



[A20]

## Configurations

Light distribution	Part ID	Light source	Rated lumens	Rated input power	CRI
 [A20]	185-3400	LED-24/30W/2200-6000K	2717.5 lm	30 W	80
 [A6]	185-3399	LED-24/30W/2200-6000K	2699.8 lm	30 W	80
 [B]	185-3397	LED-24/30W/2200-6000K	2846.8 lm	30 W	80
 [M]	185-3398	LED-24/30W/2200-6000K	2975 lm	30 W	80