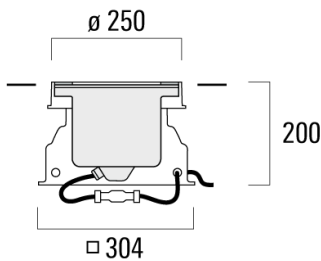


**Description**

IP69. IK10+. Stainless steel construction including PCS hardware. Safety glass lens; max. load 5 tonnes. Luminaire can be driven over at low speed. Silicone rubber gasket. Anti-wick technology, equipped with a cable gland and 0.5 meters of flexible, PVC-free cable.


Integral EC electronic converter. Advanced thermal management protects LEDs while optimising lumens output. Removable LED boards for upgrading. CAD-optimised optics for superior illumination and glare control. OLC® One LED Concept.

Luminaire installation blackout and sealable junction box included in supply.



Specifications

Material description

Body	Stainless steel construction
Lens	Safety glass lens, max. load 5 tonnes
Colours	 Stainless Steel
Gasket	Silicone rubber gasket
Fasteners	PCS hardware
Ingress protection	IP69

Electrical description

Driver / Ballast	Integral EC electronic converter
------------------	----------------------------------

Additional information

Options

Light distribution



[EE] symmetric, very narrow beam



[M] symmetric, medium beam



[B] symmetric, wide beam



[EES] symmetric, very narrow beam, sharp cut-off



[A6] asymmetric, wallgrazer

Colour temperature



3000K



4000K

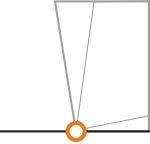






2700K

Nominal Watt

24 W

Configurations

Light distribution	Part ID	Light source	Rated lumens	Rated input power	CRI
	185-7882	LED-12/24W/2700K	2506.1 lm	24 W	80
	185-7880	LED-12/24W/3000K	2691.7 lm	24 W	80
	185-7881	LED-12/24W/4000K	2877.4 lm	24 W	80
[A6] asymmetric, wallgrazer					
	185-7276	LED-12/24W/2700K	2449.5 lm	24 W	80
	185-7693	LED-12/24W/3000K	2631 lm	24 W	80
	185-7695	LED-12/24W/4000K	2812.4 lm	24 W	80
[B] symmetric, wide beam					
	185-7278	LED-12/24W/2700K	2654.1 lm	24 W	80
	185-7032	LED-12/24W/3000K	2850.7 lm	24 W	80
	185-7036	LED-12/24W/4000K	3047.3 lm	24 W	80
[EE] symmetric, very narrow beam					
	185-7279	LED-12/24W/2700K	2823.9 lm	24 W	80
	185-7694	LED-12/24W/3000K	3033.1 lm	24 W	80
	185-7696	LED-12/24W/4000K	3242.2 lm	24 W	80
[EES] symmetric, very narrow beam, sharp cut-off					
	185-7277	LED-12/24W/2700K	2811.3 lm	24 W	80
	185-7033	LED-12/24W/3000K	3019.6 lm	24 W	80
	185-7037	LED-12/24W/4000K	3227.8 lm	24 W	80
[M] symmetric, medium beam					