

Description

Tunable white inground. IP67, Class I. IK10+. Stainless steel construction including PCS hardware. Safety glass lens; max. load 5 tonnes. Luminaire can be driven over at low speed. Silicone rubber gasket. Factory-sealed termination chamber complete with cable gland and 0.5 m of flexible PVC free cable.

Integral EC electronic converter. Advanced thermal management protects LEDs while optimising lumens output. Removable LED boards for upgrading. CAD-optimised optics for superior illumination and glare control. OLC_R_ One LED Concept. LED circuit board with Tunable White Technology. DALI Interface . For other control interface options to suit specific project requirements, contact WE-EF.

Luminaire installation blackout and sealable junction box included in supply.

IMPORTANT! Inground blockouts must be installed with effective drainage, watch [here](https://vimeo.com/672613058).

Specifications

Material description

Colours



Stainless Steel

Ingress protection IP69

Impact resistance IK10+

Electrical description

Energy efficiency The product is supplied with 10-year warranty. Please refer to the LED Warranty Statement located on www.we-ef.com for further details. Warranty void if installed without proper drainage.

Additional information

Options**Light distribution Colour temperature Nominal Watt**

[B]

2200-6000K

30 W

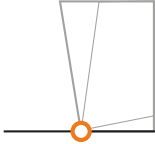




[M]



[A6]

Configurations

Light distribution	Part ID	Light source	Rated lumens	Rated input power	CRI
 [A6]	185-7889	LED-24/30W/2200-6000K	2699.8 lm	30 W	80
 [B]	185-7807	LED-24/30W/2200-6000K	2846.8 lm	30 W	80
 [M]	185-7808	LED-24/30W/2200-6000K	2975 lm	30 W	80