

### Description

IP67, Class I. IK08. Marine-grade all aluminium construction. Anodized aluminium extrusion. PCS hardware. Silicone rubber gasket. Safety glass lens. Luminaire can be driven over at low speed, without accelerating or turning, by vehicles with air-filled tyres, at a weight up to 5 tonnes per wheel. Max. static load, 3 tonnes (according to DIN EN 60598-2-13). Factory-sealed termination chamber complete with cable gland and 0.5 m of flexible cable. Linear PMMA LED lens. Factory installed LED circuit board. LED boards can be easily removed for upgrading. Luminaire is factory sealed and does not need to be opened during installation. Integral electronic converter with DALI interface in thermally-separated compartment. Optional 2200 K version available. To be specified at time of ordering.

The optional installation blockout is recommended for mounting. To be ordered separately.

**IMPORTANT!** Inground blockouts must be installed with effective drainage, watch [here](https://vimeo.com/672613058).

## Specifications

### Material description

---

Body	Marine-grade all aluminium construction. Anodized aluminium extrusion.
Colours	
Gasket	Silicone rubber gasket
Fasteners	PCS Polymer Coated Stainless Steel Hardware (unpainted)
Ingress protection	IP67
Impact resistance	IK08

---

### Electrical description

---

Power supply	230V / 50 Hz
Driver / Ballast	Integral electronic converter with DALI interface in thermally-separated compartment
Surge protection	1/2 kV
Energy efficiency	The product is supplied with 10-year warranty. Please refer to the LED Warranty Statement located on <a href="http://www.we-ef.com">www.we-ef.com</a> for further details. Warranty void if installed without proper drainage.

---












### Additional information

---


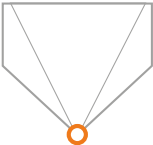
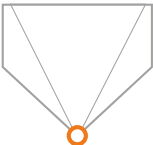



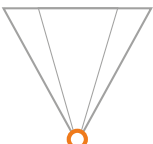
Lifetime	Ta=40° L90B10 > 90000h
----------	------------------------

---

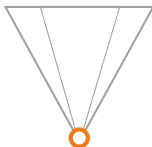
**Options**

Light distribution	Colour temperature	Nominal Watt
 [LB]	 3000K	20 W
 [LM]	 4000K	
 [LE]	 2700K	
 [LEE]		
 [LA10]		
 [LB/IW]		
 [LM/IW]		
 [LE/IW]		

**Configurations**

Light distribution	Part ID	Light source	Rated lumens	Rated input power	CRI
	186-0440	LED-32/20W/2700K	2049.8 lm	20 W	80
	186-0248	LED-32/20W/3000K	2049.8 lm	20 W	80
	186-0249	LED-32/20W/4000K	2049.8 lm	20 W	80
[LA10]					
	186-0436	LED-32/20W/2700K	1915.7 lm	20 W	80
	186-0236	LED-32/20W/3000K	1915.7 lm	20 W	80
	186-0237	LED-32/20W/4000K	1915.7 lm	20 W	80
[LB]					
	186-0477	LED-32/20W/2700K	851.5 lm	20 W	80
	186-0384	LED-32/20W/3000K	851.5 lm	20 W	80
	186-0385	LED-32/20W/4000K	851.5 lm	20 W	80
[LB/IW]					
	186-0438	LED-32/20W/2700K	2101.3 lm	20 W	80
	186-0242	LED-32/20W/3000K	2101.3 lm	20 W	80
	186-0243	LED-32/20W/4000K	2101.3 lm	20 W	80
[LE]					
	186-0479	LED-32/20W/2700K	1113.7 lm	20 W	80
	186-0388	LED-32/20W/3000K	1113.7 lm	20 W	80
	186-0389	LED-32/20W/4000K	1113.7 lm	20 W	80
[LE/IW]					
	186-0439	LED-32/20W/2700K	2405.9 lm	20 W	80
	186-0245	LED-32/20W/3000K	2405.9 lm	20 W	80
	186-0246	LED-32/20W/4000K	2405.9 lm	20 W	80
[LEE]					
	186-0347	LED-32/20W/2700K	2140.4 lm	20 W	80
	186-0239	LED-32/20W/3000K	2140.4 lm	20 W	80
	186-0240	LED-32/20W/4000K	2140.4 lm	20 W	80
[LM]					
	186-0478	LED-32/20W/2700K	1068.8 lm	20 W	80
	186-0386	LED-32/20W/3000K	1068.8 lm	20 W	80

---

Light distribution	Part ID	Light source	Rated lumens	Rated input power	CRI
 [LM/IW]	186-0387	LED-32/20W/4000K	1068.8 lm	20 W	80

---