

Description

IP67*, Class I. Class II on request. IK08. Marine-grade all aluminium construction. Anodized aluminium extrusion. PCS hardware. Silicone rubber gasket. Safety glass lens. Luminaire can be driven over at low speed, without accelerating or turning, by vehicles with air-filled tyres, at a weight up to 5 tonnes per wheel. Max. static load, 3 tonnes (according to DIN EN 60598-2-13). Factory-sealed termination chamber complete with cable gland and 0.5 m of flexible cable, including sealable junction box SJB. Linear PMMA LED lens. Factory installed LED circuit board. LED board can be easily removed for upgrading. Luminaire is factory sealed and does not need to be opened during installation. Integral electronic converter with DALI interface in thermally-separated compartment. Luminaires with [LB/IW] [LM/IW] and [LE/IW] light distribution are supplied with honeycomb shield IW to reduce stray light.

Optional 2200 K version available. To be specified at time of ordering.

Eco Step Dim® on request.

The optional installation blockout is recommended for mounting. To be ordered separately.

The luminaire is not suitable for permanent underwater operation and must be switched off in the event of flooding.

* Additionally tested to IP66, IP67, IP68 0.1 bar 3h, up to 1 m depth according to DIN EN 60598 and IP69K/80° according to DIN EN 60529.

Specifications

Material description

| | |
|--------------------|--|
| Body | Marine-grade all aluminium construction. Anodized aluminium extrusion. |
| Colours | |
| Gasket | Silicone rubber gasket |
| Fasteners | PCS polymer coated stainless steel |
| Ingress protection | IP67 |
| Impact resistance | IK08 |

Electrical description

| | |
|-------------------|---------------------|
| Power supply | 220-240V / 50-60 Hz |
| Surge protection | 1/2 kV |
| Energy efficiency | D (Light source) |

Additional information


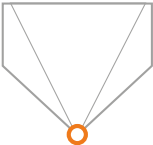
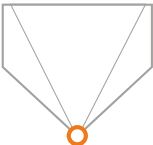



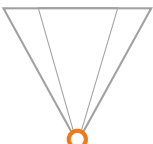
| | |
|----------|------------------------|
| Lifetime | Ta=25° L90B10 > 90000h |
|----------|------------------------|


Options

Light distribution Colour temperature Nominal Watt

| | | |
|---------|-------|------|
| [LB] | 3000K | 20 W |
| [LM] | 4000K | |
| [LE] | 2700K | |
| [LEE] | | |
| [LA10] | | |
| [LB/IW] | | |
| [LM/IW] | | |
| [LE/IW] | | |

Configurations

| Light distribution | Part ID | Light source | Rated lumens | Rated input power | CRI |
|---|----------|------------------|--------------|-------------------|-----|
|  | 186-0440 | LED-32/20W/2700K | 2049.8 lm | 20 W | 80 |
| | 186-0248 | LED-32/20W/3000K | 2049.8 lm | 20 W | 80 |
| | 186-0249 | LED-32/20W/4000K | 2049.8 lm | 20 W | 80 |
| [LA10] | | | | | |
|  | 186-0436 | LED-32/20W/2700K | 1915.7 lm | 20 W | 80 |
| | 186-0236 | LED-32/20W/3000K | 1915.7 lm | 20 W | 80 |
| | 186-0237 | LED-32/20W/4000K | 1915.7 lm | 20 W | 80 |
| [LB] | | | | | |
|  | 186-0477 | LED-32/20W/2700K | 851.5 lm | 20 W | 80 |
| | 186-0384 | LED-32/20W/3000K | 851.5 lm | 20 W | 80 |
| | 186-0385 | LED-32/20W/4000K | 851.5 lm | 20 W | 80 |
| [LB/IW] | | | | | |
|  | 186-0438 | LED-32/20W/2700K | 2101.3 lm | 20 W | 80 |
| | 186-0242 | LED-32/20W/3000K | 2101.3 lm | 20 W | 80 |
| | 186-0243 | LED-32/20W/4000K | 2101.3 lm | 20 W | 80 |
| [LE] | | | | | |
|  | 186-0479 | LED-32/20W/2700K | 1113.7 lm | 20 W | 80 |
| | 186-0388 | LED-32/20W/3000K | 1113.7 lm | 20 W | 80 |
| | 186-0389 | LED-32/20W/4000K | 1113.7 lm | 20 W | 80 |
| [LE/IW] | | | | | |
|  | 186-0439 | LED-32/20W/2700K | 2405.9 lm | 20 W | 80 |
| | 186-0245 | LED-32/20W/3000K | 2405.9 lm | 20 W | 80 |
| | 186-0246 | LED-32/20W/4000K | 2405.9 lm | 20 W | 80 |
| [LEE] | | | | | |
|  | 186-0347 | LED-32/20W/2700K | 2140.4 lm | 20 W | 80 |
| | 186-0239 | LED-32/20W/3000K | 2140.4 lm | 20 W | 80 |
| | 186-0240 | LED-32/20W/4000K | 2140.4 lm | 20 W | 80 |
| [LM] | | | | | |
| | 186-0478 | LED-32/20W/2700K | 1068.8 lm | 20 W | 80 |
| | 186-0386 | LED-32/20W/3000K | 1068.8 lm | 20 W | 80 |

| Light distribution | Part ID | Light source | Rated lumens | Rated input power | CRI |
|---|----------|------------------|--------------|-------------------|-----|
|  [LM/IW] | 186-0387 | LED-32/20W/4000K | 1068.8 lm | 20 W | 80 |
