

### Description

IP69. IK08. Marine-grade, all-aluminium construction. Anodized aluminium extrusion. PCS hardware. Silicone rubber gasket. Complete with cable gland and 0.5 m of flexible PVC-free cable. Safety glass lens. Luminaire can be driven over at low speed, without accelerating or turning, by vehicles with air-filled tyres, at a weight up to 5 tonnes per wheel. Max. static load, 3 tonnes (according to DIN EN 60598-2-13). Luminaire is factory-sealed and does not need to be opened during installation. Optional 2200 K version available. To be specified at time of ordering.

Integral EC electronic converter in thermally-separated compartment. Advanced thermal management protects LEDs while optimising lumens output. Removable LED boards for upgrading. DALI interface.

Sealable junction box included in supply.

Pre-installation blackout is recommended for mounting, available on request.

## Specifications

### Material description

---

Body	Marine-grade, all-aluminium construction
Lens	Safety glass lens
Colours	
Gasket	Silicone rubber gasket
Fasteners	PCS hardware
Ingress protection	IP67
Impact resistance	IK08

---

### Electrical description

---

Power supply	220-240V / 50-60 Hz
Driver / Ballast	Integral electronic converter with DALI interface in thermally-separated compartment
Surge protection	1/2 kV
Energy efficiency	D (Light source)

---












### Additional information

---


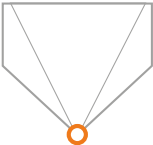
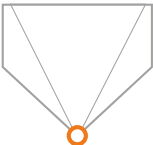



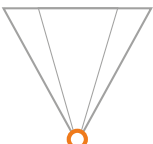
Lifetime	Ta=25° L90B10 > 90000h
----------	------------------------

---

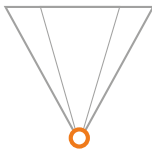
**Options**

Light distribution	Colour temperature	Nominal Watt
 [LB]	 3000K	20 W
 [LM]	 4000K	
 [LE]	 2700K	
 [LEE]		
 [LA10]		
 [LB/IW]		
 [LM/IW]		
 [LE/IW]		

## Configurations

Light distribution	Part ID	Light source	Rated lumens	Rated input power	CRI
	186-0440	LED-32/20W/2700K	2049.8 lm	20 W	80
	186-0248	LED-32/20W/3000K	2049.8 lm	20 W	80
	186-0249	LED-32/20W/4000K	2049.8 lm	20 W	80
[LA10]					
	186-0436	LED-32/20W/2700K	1915.7 lm	20 W	80
	186-0236	LED-32/20W/3000K	1915.7 lm	20 W	80
	186-0237	LED-32/20W/4000K	1915.7 lm	20 W	80
[LB]					
	186-0477	LED-32/20W/2700K	851.5 lm	20 W	80
	186-0384	LED-32/20W/3000K	851.5 lm	20 W	80
	186-0385	LED-32/20W/4000K	851.5 lm	20 W	80
[LB/IW]					
	186-0438	LED-32/20W/2700K	2101.3 lm	20 W	80
	186-0242	LED-32/20W/3000K	2101.3 lm	20 W	80
	186-0243	LED-32/20W/4000K	2101.3 lm	20 W	80
[LE]					
	186-0479	LED-32/20W/2700K	1113.7 lm	20 W	80
	186-0388	LED-32/20W/3000K	1113.7 lm	20 W	80
	186-0389	LED-32/20W/4000K	1113.7 lm	20 W	80
[LE/IW]					
	186-0439	LED-32/20W/2700K	2405.9 lm	20 W	80
	186-0245	LED-32/20W/3000K	2405.9 lm	20 W	80
	186-0246	LED-32/20W/4000K	2405.9 lm	20 W	80
[LEE]					
	186-0347	LED-32/20W/2700K	2140.4 lm	20 W	80
	186-0239	LED-32/20W/3000K	2140.4 lm	20 W	80
	186-0240	LED-32/20W/4000K	2140.4 lm	20 W	80
[LM]					
	186-0478	LED-32/20W/2700K	1068.8 lm	20 W	80
	186-0386	LED-32/20W/3000K	1068.8 lm	20 W	80

---

Light distribution	Part ID	Light source	Rated lumens	Rated input power	CRI
 [LM/IW]	186-0387	LED-32/20W/4000K	1068.8 lm	20 W	80

---