

Description

IP69K. Class I. IK08. Marine-grade, all aluminum construction. Anodized aluminum extrusion. PCS hardware. Silicone CCG® Controlled Compression Gasket. Safety glass lens; max static load, 3.3 tons (6,600 lbs) (according to DIN EN 60598-2-13). Luminaire can be driven over at low speed, without accelerating or turning, by vehicles with air-filled tires, at a weight up to 5.5 tons (11,000 lbs) per wheel. Factory-sealed termination chamber complete with cable gland and 3 ft of flexible PVC-free, gel-impregnated anti-wicking cable. Linear PMMA LED lens. Integral driver in thermally separated compartment. Factory-installed LED circuit board. LED board can be easily removed for upgrading. 0-10V Dimming. Luminaire is factory-sealed and does not need to be opened during installation.

The installation blackout to be ordered separately; blockouts can house between 1-4 luminaires.

Specify product with 7 Digit product code - Finish Color. Accessories, such as mounting, optical, and electrical, must be specified separately.

Example: XXX-XXXX-9004 (Black)
+ XXX-XXXX (Accessory 1)

Specifications

Material description

Body	Marine-grade all-aluminum construction. Anodized aluminum extrusion.
Lens	Safety glass lens
Colors	
Gasket	Silicone CCG® Controlled Compression Gasket
Fasteners	PCS polymer coated stainless steel
Ingress protection	IP67
Impact resistance	IK08












Electrical description

Power supply	Integral [ECG] electronic driver 120V-277V. 0-10V dimmable, to be specified with order.
Driver / Ballast	Electronic converter with 0-10V interface
Surge protection	1/2 kV
Energy efficiency	D (Light source)


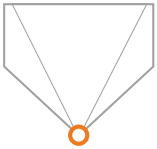
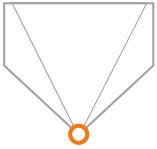




Additional information

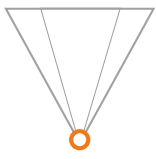
Length x Width (inches)	24.69 x 1.89
Listings	ETL, UL-1598, CSA-C22.2#250.0. Suitable for Wet Locations.
Lifetime	Ta=25°/40° L90B10 > 90000h

Options

Light distribution	Color temperature	Nominal Watt
 [LB]	 3000K	20 W
 [LM]	 4000K	
 [LE]	 2700K	
 [LEE]		
 [LA10]		
 [LB/IW]		
 [LM/IW]		
 [LE/IW]		

Configurations

Light distribution	Part ID	Light source	Delivered lumens	Rated input power	CRI
	186-0440	LED-32/20W/2700K	2049.8 lm	20 W	80
	186-0248	LED-32/20W/3000K	2049.8 lm	20 W	80
	186-0249	LED-32/20W/4000K	2049.8 lm	20 W	80
[LA10]					
	186-0436	LED-32/20W/2700K	1915.7 lm	20 W	80
	186-0236	LED-32/20W/3000K	1915.7 lm	20 W	80
	186-0237	LED-32/20W/4000K	1915.7 lm	20 W	80
[LB]					
	186-0477	LED-32/20W/2700K	851.5 lm	20 W	80
	186-0384	LED-32/20W/3000K	851.5 lm	20 W	80
	186-0385	LED-32/20W/4000K	851.5 lm	20 W	80
[LB/IW]					
	186-0438	LED-32/20W/2700K	2101.3 lm	20 W	80
	186-0242	LED-32/20W/3000K	2101.3 lm	20 W	80
	186-0243	LED-32/20W/4000K	2101.3 lm	20 W	80
[LE]					
	186-0479	LED-32/20W/2700K	1113.7 lm	20 W	80
	186-0388	LED-32/20W/3000K	1113.7 lm	20 W	80
	186-0389	LED-32/20W/4000K	1113.7 lm	20 W	80
[LE/IW]					
	186-0439	LED-32/20W/2700K	2405.9 lm	20 W	80
	186-0245	LED-32/20W/3000K	2405.9 lm	20 W	80
	186-0246	LED-32/20W/4000K	2405.9 lm	20 W	80
[LEE]					
	186-0347	LED-32/20W/2700K	2140.4 lm	20 W	80
	186-0239	LED-32/20W/3000K	2140.4 lm	20 W	80
	186-0240	LED-32/20W/4000K	2140.4 lm	20 W	80
[LM]					

Light distribution	Part ID	Light source	Delivered lumens	Rated input power	CRI
 <p>[LM/W]</p>	186-0478	LED-32/20W/2700K	1068.8 lm	20 W	80
	186-0386	LED-32/20W/3000K	1068.8 lm	20 W	80
	186-0387	LED-32/20W/4000K	1068.8 lm	20 W	80