

### Description

IP67\*, Class I. Class II on request. IK08. Marine-grade all aluminium construction. Anodized aluminium extrusion. PCS hardware. Silicone rubber gasket. Safety glass lens. Luminaire can be driven over at low speed, without accelerating or turning, by vehicles with air-filled tyres, at a weight up to 5 tonnes per wheel. Max. static load, 3 tonnes (according to DIN EN 60598-2-13). Factory-sealed termination chamber complete with cable gland and 0.5 m of flexible cable, including sealable junction box SJB. Linear PMMA LED lens. Factory installed LED circuit board. LED board can be easily removed for upgrading. Luminaire is factory sealed and does not need to be opened during installation. Integral electronic converter with DALI interface in thermally-separated compartment. Luminaires with [LB/IW] [LM/IW] and [LE/IW] light distribution are supplied with honeycomb shield IW to reduce stray light.

Optional 2200 K version available. To be specified at time of ordering.

Eco Step Dim® on request.

The optional installation blackout is recommended for mounting. To be ordered separately.

---

The luminaire is not suitable for permanent underwater operation and must be switched off in the event of flooding.

\* Additionally tested to IP66, IP67, IP68 0.1 bar 3h, up to 1 m depth according to DIN EN 60598 and IP69K/80° according to DIN EN 60529.

## Specifications

### Material description

---

Body	Marine-grade all aluminium construction. Anodized aluminium extrusion.
Colours	
Gasket	Silicone rubber gasket
Fasteners	PCS polymer coated stainless steel
Ingress protection	IP67
Impact resistance	IK08

---

### Electrical description

---

Power supply	220-240V / 50-60 Hz
Surge protection	1/2 kV
Energy efficiency	D (Light source)

---

### Additional information

---

Lifetime	Ta=25° L90B10 > 90000h
----------	------------------------

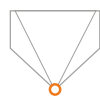
---

**Options**

**Light distribution**

**Colour temperature**

**Nominal Watt**

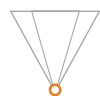


[LB] symmetric linear, wide beam




3000K

30 W



[LM] symmetric linear, medium beam



4000K



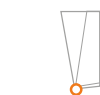
[LE] symmetric linear, narrow beam



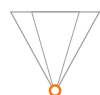
2700K



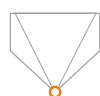
[LEE] symmetric linear, very narrow beam



[LA10] asymmetric linear, wallwash



[LM/IW] symmetric linear, medium beam


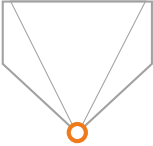
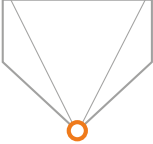



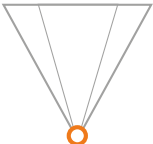



[LB/IW] symmetric linear, wide beam



[LE/IW] symmetric linear, narrow beam

## Configurations

Light distribution	Part ID	Light source	Rated lumens	Rated input power	CRI
	186-0444	LED-48/30W/2700K	3074.8 lm	30 W	80
	186-0263	LED-48/30W/3000K	3074.8 lm	30 W	80
	186-0264	LED-48/30W/4000K	3074.8 lm	30 W	80
[LA10] asymmetric linear, wallwash					
	186-0441	LED-48/30W/2700K	2873.6 lm	30 W	80
	186-0251	LED-48/30W/3000K	2873.6 lm	30 W	80
	186-0252	LED-48/30W/4000K	2873.6 lm	30 W	80
[LB] symmetric linear, wide beam					
	186-0482	LED-48/30W/2700K	1277.3 lm	30 W	80
	186-0394	LED-48/30W/3000K	1277.3 lm	30 W	80
	186-0395	LED-48/30W/4000K	1277.3 lm	30 W	80
[LB/IW] symmetric linear, wide beam					
	186-0420	LED-48/30W/2700K	3151.9 lm	30 W	80
	186-0257	LED-48/30W/3000K	3151.9 lm	30 W	80
	186-0258	LED-48/30W/4000K	3151.9 lm	30 W	80
[LE] symmetric linear, narrow beam					
	186-0484	LED-48/30W/2700K	1670.5 lm	30 W	80
	186-0398	LED-48/30W/3000K	1670.5 lm	30 W	80
	186-0399	LED-48/30W/4000K	1670.5 lm	30 W	80
[LE/IW] symmetric linear, narrow beam					
	186-0443	LED-48/30W/2700K	3608.9 lm	30 W	80
	186-0260	LED-48/30W/3000K	3608.9 lm	30 W	80
	186-0261	LED-48/30W/4000K	3608.9 lm	30 W	80
[LEE] symmetric linear, very narrow beam					
	186-0442	LED-48/30W/2700K	3210.6 lm	30 W	80
	186-0254	LED-48/30W/3000K	3210.6 lm	30 W	80
	186-0255	LED-48/30W/4000K	3210.6 lm	30 W	80
[LM] symmetric linear, medium beam					
	186-0483	LED-48/30W/2700K	1603.2 lm	30 W	80

Light distribution	Part ID	Light source	Rated lumens	Rated input power	CRI
	186-0396	LED-48/30W/3000K	1603.2 lm	30 W	80
	186-0397	LED-48/30W/4000K	1603.2 lm	30 W	80

[LM/IW] symmetric linear, medium beam