

Description

Tunable White. IP67*, Class I. IK08. Marine-grade all aluminium construction. Anodized aluminium extrusion. PCS hardware. Silicone rubber gasket. Safety glass lens. Luminaire can be driven over at low speed, without accelerating or turning, by vehicles with air-filled tyres, at a weight up to 5 tonnes per wheel. Max. static load, 3 tonnes (according to DIN EN 60598-2-13). Factory-sealed termination chamber complete with cable gland and 0.5 m of flexible cable. PMMA LED lens. Factory installed LED circuit board with Tunable White Technology. LED boards can be easily removed for upgrading. Luminaire is factory sealed and does not need to be opened during installation. Integral electronic converter with DALI interface in thermally-separated compartment.

Eco Step Dim® on request.

The optional installation blackout is recommended for mounting. To be ordered separately.

The luminaire is not suitable for permanent underwater operation and must be switched off in the event of flooding.

* Additionally tested to IP66, IP67, IP68 0.1 bar 3h, up to

1 m depth according to DIN EN 60598 and IP69K/80°
according to DIN EN 60529.

Specifications

Material description

Colours

Ingress protection IP67

Impact resistance IK08

Electrical description

Power supply 220-240V / 50-60 Hz

Surge protection 1/2 kV

Energy efficiency D (Light source)

Additional information

Lifetime $T_a=25^\circ$ L90B10 > 90000h


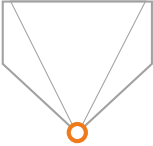


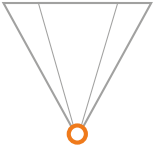
Options**Light distribution Colour temperature Nominal Watt**

2200-6000K

30 W



Configurations

| Light distribution | Part ID | Light source | Rated lumens | Rated input power | CRI |
|--|----------|-----------------------|--------------|-------------------|-----|
|  [LA10] | 186-0334 | LED-96/30W/2200-6000K | 2733.1 lm | 30 W | 80 |
|  [LB] | 186-0335 | LED-96/30W/2200-6000K | 2554.3 lm | 30 W | 80 |
|  [LE] | 186-0337 | LED-96/30W/2200-6000K | 2801.7 lm | 30 W | 80 |
|  [LEE] | 186-0333 | LED-96/30W/2200-6000K | 3207.9 lm | 30 W | 80 |
|  [LM] | 186-0336 | LED-96/30W/2200-6000K | 2853.8 lm | 30 W | 80 |