

Description

Tunable White.

IP69K. Class I. IK08. Marine-grade, all aluminum construction. Anodized aluminum extrusion. PCS hardware. Silicone CCG® Controlled Compression Gasket. Safety glass lens; max static load, 3.3 tons (6,600 lbs) (according to DIN EN 60598-2-13). Luminaire can be driven over at low speed, without accelerating or turning, by vehicles with air-filled tires, at a weight up to 5.5 tons (11,000 lbs) per wheel. Factory-sealed termination chamber complete with cable gland and 3 ft of flexible PVC-free, gel-impregnated anti-wicking cable. PMMA LED lens. Integral driver in thermally separated compartment. Factory-installed LED circuit board. Tunable White technology. LED board can be easily removed for upgrading. DMX interface. Luminaire is factory-sealed and does not need to be opened during installation.

The installation blackout to be ordered separately; blockouts can house between 1-4 luminaires.

Specify product with 7 Digit product code - Finish Color. Accessories, such as mounting, optical, and electrical, must be specified separately.

Example: XXX-XXXX-9004 (Black)
+ XXX-XXXX (Accessory 1)

Specifications

Material description

Colors	
Gasket	Silicone CCG® Controlled Compression Gasket
Ingress protection	IP67
Impact resistance	IK08

Electrical description

Power supply	Integral [ECG] electronic driver 120V-277V. DMX Dimmable.
Driver / Ballast	Integral DMX electronic converter
Surge protection	1/2 kV
Energy efficiency	D (Light source)

Additional information

Length x Width (inches)	36.50 x 1.89
Listings	ETL, UL-1598, CSA-C22.2#250.0. Suitable for Wet Locations.
Lifetime	Ta=25°/40° L90B10 > 90000h

Options

Light distribution **Color temperature** **Nominal Watt**



[LB]

2200-6000K

30 W



[LM]



[LE]


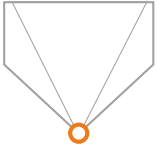


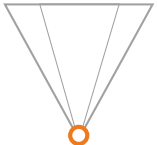


[LEE]



[LA10]

Configurations

Light distribution	Part ID	Light source	Delivered lumens	Rated input power	CRI
 <p>[LA10]</p>	186-0334	LED-96/30W/2200-6000K	2733.1 lm	30 W	80
 <p>[LB]</p>	186-0335	LED-96/30W/2200-6000K	2554.3 lm	30 W	80
 <p>[LE]</p>	186-0337	LED-96/30W/2200-6000K	2801.7 lm	30 W	80
 <p>[LEE]</p>	186-0333	LED-96/30W/2200-6000K	3207.9 lm	30 W	80
 <p>[LM]</p>	186-0336	LED-96/30W/2200-6000K	2853.8 lm	30 W	80