

Description

IP69. IK08. Marine-grade all aluminium construction. Anodized aluminium extrusion. PCS hardware. Silicone rubber gasket. Safety glass lens. Luminaire can be driven over at low speed, without accelerating or turning, by vehicles with air-filled tyres, at a weight up to 5 tonnes per wheel. Max. static load, 3 tonnes (according to DIN EN 60598-2-13). Factory-sealed termination chamber complete with cable gland and 0.5 m of flexible cable, including sealable junction box SJB. Linear PMMA LED lens. Factory installed LED circuit board. LED board can be easily removed for upgrading. Luminaire is factory sealed and does not need to be opened during installation. Optional 2200 K version available. To be specified at time of ordering.

Integral electronic converter with DALI interface in thermally-separated compartment.

Pre-installation blackout is recommended for mounting, available on request.

Specifications

Material description

Colours

Ingress protection IP67

Impact resistance IK08

Electrical description

Power supply 220-240V / 50-60 Hz

Surge protection 1/2 kV

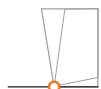
Energy efficiency D (Light source)

Additional information


Lifetime $T_a=25^\circ$ L90B10 > 90000h

Options

Light distribution **Colour temperature** **Nominal Watt**




[A6]



30 W

Configurations

Light distribution	Part ID	Light source	Rated lumens	Rated input power	CRI
	186-0415	LED-48/30W/2700K	3287.1 lm	30 W	80
	186-0372	LED-48/30W/3000K	3287.1 lm	30 W	80
	186-0373	LED-48/30W/4000K	3287.1 lm	30 W	80

[A6]