

Description

RGBW Colour Changer. IP67*, Class I. Class II on request. IK08. Marine-grade all aluminium construction. Anodized aluminium extrusion. PCS hardware. Silicone rubber gasket. Safety glass lens. Luminaire can be driven over at low speed, without accelerating or turning, by vehicles with air-filled tyres, at a weight up to 5 tonnes per wheel. Max. static load, 3 tonnes (according to DIN EN 60598-2-13). Factory-sealed termination chamber complete with cable gland and 0.5 m of flexible cable, including sealable junction box SJB. Linear PMMA LED lens. Factory installed LED circuit board. LED boards can be easily removed for upgrading. Luminaire is factory sealed and does not need to be opened during installation. Integral electronic converter with DMX interface in thermally-separated compartment.

The optional installation blockout is recommended for mounting. To be ordered separately.

The luminaire is not suitable for permanent underwater operation and must be switched off in the event of flooding.

* Additionally tested to IP66, IP67, IP68 0.1 bar 3h, up to 1 m depth according to DIN EN 60598 and IP69K/80° according to DIN EN 60529.

Specifications

Material description

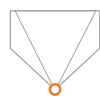
Body	Marine-grade all aluminium construction. Anodized aluminium extrusion.
Colours	
Gasket	Silicone rubber gasket
Fasteners	PCS Polymer Coated Stainless Steel Hardware
Ingress protection	IP67
Impact resistance	IK08

Electrical description

Power supply	220-240V / 50-60 Hz
Driver / Ballast	DMX

Additional information

Lifetime	Ta=25° L90B10 > 90000h
----------	------------------------

Options**Light distribution****Colour temperature****Nominal Watt**

[LB] symmetric linear, wide beam

4000K+RGBW

64 W



[LM] symmetric linear, medium beam



[LE] symmetric linear, narrow beam


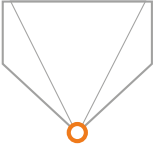


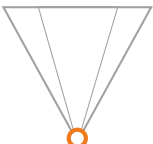


[LEE] symmetric linear, very narrow beam



[LA10] asymmetric linear, wallwash

Configurations

Light distribution	Part ID	Light source	Rated lumens	Rated input power	CRI
 [LA10] asymmetric linear, wallwash	186-0280	LED-128/64W/4000K+RGBW	4435.7 lm	64 W	80
 [LB] symmetric linear, wide beam	186-0268	LED-128/64W/4000K+RGBW	4254.6 lm	64 W	80
 [LE] symmetric linear, narrow beam	186-0274	LED-128/64W/4000K+RGBW	4546.9 lm	64 W	80
 [LEE] symmetric linear, very narrow beam	186-0277	LED-128/64W/4000K+RGBW	5206.2 lm	64 W	80
 [LM] symmetric linear, medium beam	186-0271	LED-128/64W/4000K+RGBW	4631.5 lm	64 W	80