

Description

RGBW Color Changer.

IP69K. Class I. IK08. Marine-grade, all aluminum construction. Anodized aluminum extrusion. PCS hardware. Silicone CCG® Controlled Compression Gasket. Safety glass lens; max static load, 3.3 tons (6,600 lbs) (according to DIN EN 60598-2-13). Luminaire can be driven over at low speed, without accelerating or turning, by vehicles with air-filled tires, at a weight up to 5.5 tons (11,000 lbs) per wheel. Factory-sealed termination chamber complete with cable gland and 3 ft of flexible PVC-free, gel-impregnated anti-wicking cable. Linear PMMA LED lens. Integral driver in thermally separated compartment. Factory-installed LED circuit board. LED board can be easily removed for upgrading. DMX interface. Luminaire is factory-sealed and does not need to be opened during installation.

The installation blackout to be ordered separately; blockouts can house between 1-4 luminaires.

Specify product with 7 Digit product code - Finish Color. Accessories, such as mounting, optical, and electrical, must be specified separately.

Example: XXX-XXXX-9004 (Black)
+ XXX-XXXX (Accessory 1)

Specifications

Material description

Body	Marine-grade all aluminium construction. Anodized aluminium extrusion.
Lens	Safety glass lens
Colors	
Gasket	Silicone CCG® Controlled Compression Gasket
Fasteners	PCS Polymer Coated Stainless Steel Hardware
Ingress protection	IP67
Impact resistance	IK08






Electrical description

Power supply	Integral [ECG] electronic driver 120V-277V. DMX Dimmable.
Driver / Ballast	Electronic converter with DMX interface


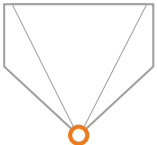


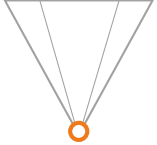
Additional information

Length x Width (inches)	48.31 x 1.89
Listings	ETL, UL-1598, CSA-C22.2#250.0. Suitable for Wet Locations.
Lifetime	Ta=25°/40° L90B10 > 90000h

Options

Light distribution	Color temperature	Nominal Watt
 [LB]	4000K+RGBW	64 W
 [LM]		
 [LE]		
 [LEE]		
 [LA10]		

Configurations

Light distribution	Part ID	Light source	Delivered lumens	Rated input power	CRI
	186-0280	LED-128/64W/4000K+RGBW	4435.7 lm	64 W	80
[LA10]					
	186-0268	LED-128/64W/4000K+RGBW	4254.6 lm	64 W	80
[LB]					
	186-0274	LED-128/64W/4000K+RGBW	4546.9 lm	64 W	80
[LE]					
	186-0277	LED-128/64W/4000K+RGBW	5206.2 lm	64 W	80
[LEE]					
	186-0271	LED-128/64W/4000K+RGBW	4631.5 lm	64 W	80
[LM]					