

Description

IP67*, Class I. IK08. Marine-grade all aluminium construction. Anodized aluminium extrusion. PCS hardware. Silicone rubber gasket. Safety glass lens. Luminaire can be driven over at low speed, without accelerating or turning, by vehicles with air-filled tyres, at a weight up to 5 tonnes per wheel. Max. static load, 3 tonnes (according to DIN EN 60598-2-13). Factory-sealed termination chamber complete with cable gland and 0.5 m of flexible cable, including sealable junction box SJB. Linear PMMA LED lens. Factory installed LED circuit board. LED board can be easily removed for upgrading. Luminaire is factory sealed and does not need to be opened during installation. Integral electronic converter with DALI interface in thermally-separated compartment. Luminaires with [LB/IW] [LM/IW] and [LE/IW] light distribution are supplied with honeycomb shield IW to reduce stray light.

Optional 2200 K version available. To be specified at time of ordering.

The optional installation blackout is recommended for mounting. To be ordered separately.

The luminaire is not suitable for permanent underwater operation and must be switched off in the event of

flooding.

* Additionally tested to IP66, IP67, IP68 0.1 bar 3h, up to 1 m depth according to DIN EN 60598 and IP69K/80° according to DIN EN 60529.

Specifications

Material description

Body	Marine-grade all aluminium construction. Anodized aluminium extrusion.
Colours	
Gasket	Silicone rubber gasket
Fasteners	PCS polymer coated stainless steel
Ingress protection	IP67
Impact resistance	IK08

Electrical description


Power supply	220-240V / 50-60 Hz
Driver / Ballast	DALI
Surge protection	1/2 kV
Energy efficiency	D (Light source)

Additional information


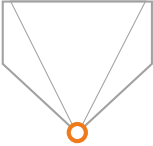
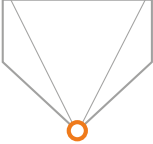




Lifetime	Ta=25° L90B10 > 90000h
----------	------------------------


Options**Light distribution Colour temperature Nominal Watt**

40 W



Configurations

Light distribution	Part ID	Light source	Rated lumens	Rated input power	CRI
	186-0449	LED-64/40W/2700K	4099.7 lm	40 W	80
	186-0278	LED-64/40W/3000K	4099.7 lm	40 W	80
	186-0279	LED-64/40W/4000K	4099.7 lm	40 W	80
[LA10]					
	186-0445	LED-64/40W/2700K	3831.5 lm	40 W	80
	186-0266	LED-64/40W/3000K	3831.5 lm	40 W	80
	186-0267	LED-64/40W/4000K	3831.5 lm	40 W	80
[LB]					
	186-0487	LED-64/40W/2700K	1703 lm	40 W	80
	186-0404	LED-64/40W/3000K	1703 lm	40 W	80
	186-0405	LED-64/40W/4000K	1703 lm	40 W	80
[LB/IW]					
	186-0447	LED-64/40W/2700K	4202.5 lm	40 W	80
	186-0272	LED-64/40W/3000K	4202.5 lm	40 W	80
	186-0273	LED-64/40W/4000K	4202.5 lm	40 W	80
[LE]					
	186-0489	LED-64/40W/2700K	2227.4 lm	40 W	80
	186-0408	LED-64/40W/3000K	2227.4 lm	40 W	80
	186-0409	LED-64/40W/4000K	2227.4 lm	40 W	80
[LE/IW]					
	186-0448	LED-64/40W/2700K	4811.9 lm	40 W	80
	186-0275	LED-64/40W/3000K	4811.9 lm	40 W	80
	186-0276	LED-64/40W/4000K	4811.9 lm	40 W	80
[LEE]					
	186-0446	LED-64/40W/2700K	4280.8 lm	40 W	80
	186-0269	LED-64/40W/3000K	4280.8 lm	40 W	80
	186-0270	LED-64/40W/4000K	4280.8 lm	40 W	80
[LM]					
	186-0488	LED-64/40W/2700K	2137.6 lm	40 W	80
	186-0406	LED-64/40W/3000K	2137.6 lm	40 W	80

Light distribution	Part ID	Light source	Rated lumens	Rated input power	CRI
 [LM/IW]	186-0407	LED-64/40W/4000K	2137.6 lm	40 W	80