

### Description

IP69K. Class I. IK08. Marine-grade, all aluminum construction. Anodized aluminum extrusion. PCS hardware. Silicone CCG® Controlled Compression Gasket. Safety glass lens; max static load, 3.3 tons (6,600 lbs) (according to DIN EN 60598-2-13). Luminaire can be driven over at low speed, without accelerating or turning, by vehicles with air-filled tires, at a weight up to 5.5 tons (11,000 lbs) per wheel. Factory-sealed termination chamber complete with cable gland and 3 ft of flexible PVC-free, gel-impregnated anti-wicking cable. Linear PMMA LED lens. Integral driver in thermally separated compartment. Factory-installed LED circuit board. LED board can be easily removed for upgrading. 0-10V Dimming. Luminaire is factory-sealed and does not need to be opened during installation.

The installation blackout to be ordered separately; blockouts can house between 1-4 luminaires.

Specify product with 7 Digit product code - Finish Color. Accessories, such as mounting, optical, and electrical, must be specified separately.

Example: XXX-XXXX-9004 (Black)  
+ XXX-XXXX (Accessory 1)

## Specifications

### Material description

---

Body	Marine-grade all aluminium construction. Anodized aluminium extrusion.
Lens	Safety glass lens
Colors	
Gasket	Silicone rubber gasket
Fasteners	PCS polymer coated stainless steel
Ingress protection	IP67
Impact resistance	IK08

---

### Electrical description

---

Power supply	Integral [ECG] electronic driver 120V-277V. 0-10V dimmable, to be specified with order.
Driver / Ballast	Electronic converter with 0-10V interface
Surge protection	1/2 kV
Energy efficiency	D (Light source)

---












### Additional information

---


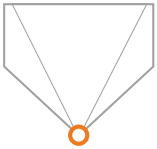
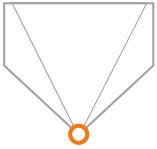




Length x Width (inches)	48.31 x 1.89
Listings	ETL, UL-1598, CSA-C22.2#250.0. Suitable for Wet Locations.
Lifetime	Ta=25°/40° L90B10 > 90000h

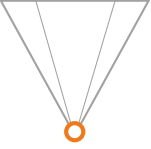
---

**Options**

Light distribution	Color temperature	Nominal Watt
 [LB]	 3000K	40 W
 [LM]	 4000K	
 [LE]	 2700K	
 [LEE]		
 [LA10]		
 [LB/IW]		
 [LM/IW]		
 [LE/IW]		

## Configurations

Light distribution	Part ID	Light source	Delivered lumens	Rated input power	CRI
	186-0449	LED-64/40W/2700K	4099.7 lm	40 W	80
	186-0278	LED-64/40W/3000K	4099.7 lm	40 W	80
	186-0279	LED-64/40W/4000K	4099.7 lm	40 W	80
[LA10]					
	186-0445	LED-64/40W/2700K	3831.5 lm	40 W	80
	186-0266	LED-64/40W/3000K	3831.5 lm	40 W	80
	186-0267	LED-64/40W/4000K	3831.5 lm	40 W	80
[LB]					
	186-0487	LED-64/40W/2700K	1703 lm	40 W	80
	186-0404	LED-64/40W/3000K	1703 lm	40 W	80
	186-0405	LED-64/40W/4000K	1703 lm	40 W	80
[LB/IW]					
	186-0272	LED-64/40W/3000K	4202.5 lm	40 W	80
	186-0273	LED-64/40W/4000K	4202.5 lm	40 W	80
[LE]					
	186-0489	LED-64/40W/2700K	2227.4 lm	40 W	80
	186-0408	LED-64/40W/3000K	2227.4 lm	40 W	80
	186-0409	LED-64/40W/4000K	2227.4 lm	40 W	80
[LE/IW]					
	186-0448	LED-64/40W/2700K	4811.9 lm	40 W	80
	186-0275	LED-64/40W/3000K	4811.9 lm	40 W	80
	186-0276	LED-64/40W/4000K	4811.9 lm	40 W	80
[LEE]					
	186-0446	LED-64/40W/2700K	4280.8 lm	40 W	80
	186-0269	LED-64/40W/3000K	4280.8 lm	40 W	80
	186-0270	LED-64/40W/4000K	4280.8 lm	40 W	80
[LM]					

Light distribution	Part ID	Light source	Delivered lumens	Rated input power	CRI
	186-0488	LED-64/40W/2700K	2137.6 lm	40 W	80
	186-0406	LED-64/40W/3000K	2137.6 lm	40 W	80
	186-0407	LED-64/40W/4000K	2137.6 lm	40 W	80

[LM/W]