

Description

Tunable White. IP67*, Class I. IK08. Marine-grade all aluminium construction. Anodized aluminium extrusion. PCS hardware. Silicone rubber gasket. Safety glass lens. Luminaire can be driven over at low speed, without accelerating or turning, by vehicles with air-filled tyres, at a weight up to 5 tonnes per wheel. Max. static load, 3 tonnes (according to DIN EN 60598-2-13). Factory-sealed termination chamber complete with cable gland and 0.5 m of flexible cable, including sealable junction box SJB. Linear PMMA LED lens. Factory installed LED circuit board. LED board can be easily removed for upgrading. Luminaire is factory sealed and does not need to be opened during installation. Integral electronic converter with DALI interface in thermally-separated compartment.

The optional installation blackout is recommended for mounting. To be ordered separately.

The luminaire is not suitable for permanent underwater operation and must be switched off in the event of flooding.

* Additionally tested to IP66, IP67, IP68 0.1 bar 3h, up to 1 m depth according to DIN EN 60598 and IP69K/80° according to DIN EN 60529.

Specifications

Material description

Colours

Ingress protection IP67

Impact resistance IK08

Electrical description

Power supply 220-240V / 50-60 Hz

Surge protection 1/2 kV

Energy efficiency D (Light source)

Additional information

Lifetime $T_a=25^\circ$ L90B10 > 90000h


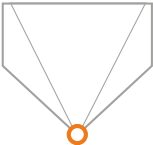


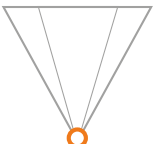
Options**Light distribution Colour temperature Nominal Watt**

2200-6000K

40 W



Configurations

Light distribution	Part ID	Light source	Rated lumens	Rated input power	CRI
 [LA10]	186-0431	LED-128/40W/2200-6000K	3644.1 lm	40 W	80
 [LB]	186-0338	LED-128/40W/2200-6000K	3405.8 lm	40 W	80
 [LE]	186-0340	LED-128/40W/2200-6000K	3735.6 lm	40 W	80
 [LEE]	186-0332	LED-128/40W/2200-6000K	4277.2 lm	40 W	80
 [LM]	186-0339	LED-128/40W/2200-6000K	3805.1 lm	40 W	80