

Description

IP69. IK10+. Stainless steel construction including PCS hardware. Safety glass lens; max. load 5 tonnes.


Luminaire can be driven over at low speed. Silicone rubber gasket. Anti-wick technology, equipped with a cable gland and 1.5 meters of flexible, PVC-free cable.

Integral EC electronic converter. Advanced thermal management protects LEDs while optimising lumens output. Removable LED boards for upgrading. CAD-optimised optics for superior illumination and glare control. OLC® One LED Concept.

Luminaire installation blackout and sealable junction box included in supply.

Specifications

Material description

Body	Stainless steel construction
Lens	Safety glass lens, max. load 5 tonnes
Colours	 Stainless Steel
Gasket	Silicone rubber gasket
Fasteners	PCS hardware

Electrical description

Driver / Ballast	Integral EC electronic converter
------------------	----------------------------------

Additional information

Options

Light distribution



[B] symmetric, wide beam



[EES] symmetric, very narrow beam, sharp cut-off



[M] symmetric, medium beam




[EE] symmetric, very narrow beam

Colour temperature



3000K







4000K

Nominal Watt

12 W

Configurations

Light distribution	Part ID	Light source	Rated lumens	Rated input power	CRI
	185-7669	LED-6/12W/3000K	1363.5 lm	12 W	80
	185-7671	LED-6/12W/4000K	1457.5 lm	12 W	80
[B] symmetric, wide beam					
	185-9195	LED-6/12W/3000K	1497 lm	12 W	80
	185-9198	LED-6/12W/4000K	1600.3 lm	12 W	80
[EE] symmetric, very narrow beam					
	185-7670	LED-6/12W/3000K	1624.7 lm	12 W	80
	185-7672	LED-6/12W/4000K	1736.8 lm	12 W	80
[EES] symmetric, very narrow beam, sharp cut-off					
	185-9194	LED-6/12W/3000K	1531.8 lm	12 W	80
	185-9197	LED-6/12W/4000K	1637.4 lm	12 W	80
[M] symmetric, medium beam					