

Description


IP68. IK10+. Stainless steel construction including PCS hardware. Safety glass lens; max. load 5 tonnes. Luminaire can be driven over at low speed. Silicone rubber gasket. Anti-wick technology, equipped with a cable gland and 0.5 meters of flexible, PVC-free cable.

Integral EC electronic converter. Advanced thermal management protects LEDs while optimising lumens output. Removable LED boards for upgrading. CAD-optimised optics for superior illumination and glare control. OLC® One LED Concept.

Luminaire installation blackout and sealable junction box included in supply.

Specifications

Material description

Body	Stainless steel construction
Lens	Safety glass lens, max. load 5 tonnes
Colours	 Stainless Steel
Gasket	Silicone rubber gasket
Fasteners	PCS hardware
Ingress protection	IP68
Impact resistance	IK10+

Electrical description

Driver / Ballast	Integral EC electronic converter
------------------	----------------------------------

Additional information

Options

Light distribution



[M] symmetric, medium beam



[EE] symmetric, very narrow beam




[EES] symmetric, very narrow beam, sharp cut-off

Colour temperature



3000K






4000K

Nominal Watt

6 W

Configurations

Light distribution	Part ID	Light source	Rated lumens	Rated input power	CRI
	185-9936	LED-3/6W/3000K	650.7 lm	6 W	80
	185-9939	LED-3/6W/4000K	695.6 lm	6 W	80
[EE] symmetric, very narrow beam					
	185-9937	LED-3/6W/3000K	700.7 lm	6 W	80
	185-9940	LED-3/6W/4000K	749 lm	6 W	80
[EES] symmetric, very narrow beam, sharp cut-off					
	185-9935	LED-3/6W/3000K	696.3 lm	6 W	80
	185-9938	LED-3/6W/4000K	744.3 lm	6 W	80
[M] symmetric, medium beam					