

### Description

IP69. IK10+. Stainless steel construction including PCS hardware. Safety glass lens; max. load 5 tonnes. Luminaire can be driven over at low speed. Silicone rubber gasket. Anti-wick technology, equipped with a cable gland and 0.5 meters of flexible, PVC-free cable.


Integral EC electronic converter. Advanced thermal management protects LEDs while optimising lumens output. Removable LED boards for upgrading. CAD-optimised optics for superior illumination and glare control. OLC® One LED Concept.

Luminaire installation blackout and sealable junction box included in supply.

## Specifications

### Material description

---

Body	Stainless steel construction
Lens	Safety glass lens, max. load 5 tonnes
Colours	 Stainless Steel
Gasket	Silicone rubber gasket
Fasteners	PCS hardware
Ingress protection	IP69

---

### Electrical description

---

Driver / Ballast	Integral EC electronic converter
------------------	----------------------------------

---

### Additional information

**Options**

**Light distribution**



[M] symmetric, medium beam



[EE] symmetric, very narrow beam



[B] symmetric, wide beam



[EES] symmetric, very narrow beam, sharp cut-off

**Colour temperature**



3000K



4000K







2700K

**Nominal Watt**

12 W

## Configurations

Light distribution	Part ID	Light source	Rated lumens	Rated input power	CRI
	185-7850	LED-6/12W/2700K	1269.5 lm	12 W	80
	185-7701	LED-6/12W/3000K	1363.5 lm	12 W	80
	185-7703	LED-6/12W/4000K	1457.5 lm	12 W	80
[B] symmetric, wide beam					
	185-7852	LED-6/12W/2700K	1393.8 lm	12 W	80
	185-7126	LED-6/12W/3000K	1497 lm	12 W	80
	185-7129	LED-6/12W/4000K	1600.3 lm	12 W	80
[EE] symmetric, very narrow beam					
	185-7853	LED-6/12W/2700K	1512.7 lm	12 W	80
	185-7702	LED-6/12W/3000K	1624.7 lm	12 W	80
	185-7704	LED-6/12W/4000K	1736.8 lm	12 W	80
[EES] symmetric, very narrow beam, sharp cut-off					
	185-7851	LED-6/12W/2700K	1426.1 lm	12 W	80
	185-7125	LED-6/12W/3000K	1531.8 lm	12 W	80
	185-7128	LED-6/12W/4000K	1637.4 lm	12 W	80
[M] symmetric, medium beam					