

Description

RGBW Colour Changer. IP69. IK10+. Stainless steel construction including PCS hardware. Safety glass lens; max. load 5 tonnes. Luminaire can be driven over at low speed. Silicone rubber gasket. Anti-wick technology, equipped with a cable gland and 0.5 meters of flexible, PVC-free cable.

Integral EC electronic converter. Advanced thermal management protects LEDs while optimising lumens output. Removable LED boards for upgrading. CAD-optimised optics for superior illumination and glare control. OLC® One LED Concept. LED circuit board with WE-EF Colour Boost Technology. DMX Interface. For other control interface options to suit specific project requirements, contact WE-EF.

Luminaire installation blackout and sealable junction box included in supply.

Specifications

Material description

Colours

RAL9007

Grey aluminium

Ingress protection IP69

Impact resistance IK10+

Electrical description

Driver / Ballast Integral EC electronic converter with DMX Interface

Additional information

Options

Light distribution

Colour temperature

Nominal Watt



[B] symmetric, wide beam

RGBW

19 W

30 W



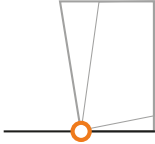


[M] symmetric, medium beam

2200-6000K



[A6] asymmetric, wallgrazer

Configurations

Light distribution	Part ID	Light source	Rated lumens	Rated input power	CRI
 <p>[A6] asymmetric, wallgrazer</p>	185-7896	LED-24/30W/2200-6000K	2699.8 lm	30 W	80
 <p>[B] symmetric, wide beam</p>	185-7798	LED-12/19W/RGBW	1483.8 lm	19 W	80
 <p>[M] symmetric, medium beam</p>	185-7799	LED-12/19W/RGBW	1479.5 lm	19 W	80