

Description


IP69. IK10+. Stainless steel construction including PCS hardware. Safety glass lens; max. load 5 tonnes. Luminaire can be driven over at low speed. Silicone rubber gasket. Anti-wick technology, equipped with a cable gland and 0.5 meters of flexible, PVC-free cable.

Integral EC electronic converter. Advanced thermal management protects LEDs while optimising lumens output. Removable LED boards for upgrading. CAD-optimised optics for superior illumination and glare control. OLC® One LED Concept.

Luminaire installation blackout and sealable junction box included in supply.

Specifications

Material description

Body	Stainless steel construction
Lens	Safety glass lens, max. load 5 tonnes
Colours	 Stainless Steel
Gasket	Silicone rubber gasket
Fasteners	PCS hardware
Ingress protection	IP69

Electrical description

Driver / Ballast	Integral EC electronic converter
------------------	----------------------------------

Additional information

Options**Light distribution**

[B] symmetric, wide beam



[EES] symmetric, very narrow beam, sharp cut-off



[EE] symmetric, very narrow beam




[M] symmetric, medium beam



[A6] asymmetric, wallgrazer

Colour temperature

3000K



4000K

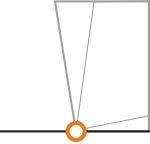






2700K

Nominal Watt

36 W

Configurations

Light distribution	Part ID	Light source	Rated lumens	Rated input power	CRI
	185-7900	LED-24/36W/2700K	3604.8 lm	36 W	80
	185-7898	LED-24/36W/3000K	3875.1 lm	36 W	80
	185-7899	LED-24/36W/4000K	4145.5 lm	36 W	80
[A6] asymmetric, wallgrazer	<hr/>				
	185-7705	LED-24/36W/3000K	4043.5 lm	36 W	80
	185-7707	LED-24/36W/4000K	4325.6 lm	36 W	80
[B] symmetric, wide beam	<hr/>				
	185-9763	LED-24/36W/3000K	4439.5 lm	36 W	80
	185-9767	LED-24/36W/4000K	4749.2 lm	36 W	80
[EE] symmetric, very narrow beam	<hr/>				
	185-7706	LED-24/36W/3000K	4818.2 lm	36 W	80
	185-7708	LED-24/36W/4000K	5154.3 lm	36 W	80
[EES] symmetric, very narrow beam, sharp cut-off	<hr/>				
	185-9764	LED-24/36W/3000K	4542.4 lm	36 W	80
	185-9768	LED-24/36W/4000K	4859.4 lm	36 W	80
[M] symmetric, medium beam	<hr/>				