

Description

Tunable white. IP69. IK10+. Stainless steel construction including PCS hardware. Safety glass lens; max. load 5 tonnes. Luminaire can be driven over at low speed. Silicone rubber gasket. Anti-wick technology, equipped with a cable gland and 0.5 meters of flexible, PVC-free cable.

Integral EC electronic converter. Advanced thermal management protects LEDs while optimising lumens output. Removable LED boards for upgrading. CAD-optimised optics for superior illumination and glare control. OLC® One LED Concept. LED circuit board with Tunable White Technology. DALI Interface. For other control interface options to suit specific project requirements, contact WE-EF.

Luminaire installation blackout and sealable junction box included in supply.

Specifications

Material description

Colours



Stainless Steel

Ingress protection IP69

Impact resistance IK10+

Electrical description

Driver / Ballast Integral EC electronic converter with DALI Interface

Additional information

Options

Light distribution



[B] symmetric, wide beam

2200-6000K

30 W

19 W



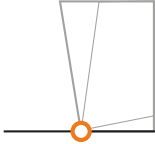


[M] symmetric, medium beam

4000K+RGBW



[A6] asymmetric, wallgrazer

Configurations

Light distribution	Part ID	Light source	Rated lumens	Rated input power	CRI
 <p>[A6] asymmetric, wallgrazer</p>	185-7901	LED-12/19W/4000K+RGBW	1445.5 lm	19 W	80
 <p>[B] symmetric, wide beam</p>	185-7813	LED-24/30W/2200-6000K	2846.8 lm	30 W	80
 <p>[M] symmetric, medium beam</p>	185-7814	LED-24/30W/2200-6000K	2975 lm	30 W	80