

Description

IP66, Class I. IK08. Marine-grade, die-cast aluminium alloy. 5CE superior corrosion protection including PCS hardware. Safety glass lens, hinged. Silicone CCG® Controlled Compression Gasket. Luminaire is factory-sealed and does not need to be opened during installation.

Integral EC electronic converter, including 6/6 kV surge protection. Advanced thermal management protects LEDs while optimising lumens output. Removable LED boards for upgrading. CAD-optimised optics for superior illumination and glare control. OLC® One LED Concept.

Protractor scale incorporating locking pin for accurate and permanent aiming.

Maximum spacing for streetlighting applications depends on wattage and light distribution: 5.5 to 9 times the mounting height.

Specifications

Material description

Body	Marine-grade, die-cast aluminium alloy			
Lens	Safety glass lens, hinged			
Colours	RAL9004 Signal black	RAL9016 Traffic white	RAL7016 Anthracite grey	RAL9007 Grey aluminium
Gasket	Silicone CCG® Controlled Compression Gasket			
Fasteners	PCS hardware			
Ingress protection	IP66			
Impact resistance	IK08			
Corrosion resistance	5CE			

Electrical description

Power supply	220-240V / 50-60 Hz
Driver / Ballast	Integral EC electronic converter, including 6/6 kV surge protection
Surge protection	6/6 kV (optional SP10)


Additional information

Lifetime	Ta=25° L90B10 > 90000h
----------	------------------------


Options


Light distribution


 [P65] pedestrian/bicycle lane

 [S60] asymmetric, side throw

 [S65] asymmetric, side throw

 [S70] asymmetric, side throw


 [A60] asymmetric, forward throw

 [R65] rectangular, side throw

Colour temperature



3000K



4000K









2700K

Nominal Watt

72 W

108 W

Configurations

Light distribution	Part ID	Light source	Rated lumens	Rated input power	CRI
 [A60] asymmetric, forward throw	108-9779	LED-36/72W/2700K	7261.3 lm	72 W	80
	108-7728	LED-36/72W/3000K	7799.2 lm	72 W	80
	108-7729	LED-36/72W/4000K	8337.1 lm	72 W	80
	108-9785	LED-36/108W/2700K	11026.5 lm	108 W	80
	108-7738	LED-36/108W/3000K	11564.4 lm	108 W	80
	108-7739	LED-36/108W/4000K	12102.2 lm	108 W	80
 [P65] pedestrian/bicycle lane	108-9780	LED-36/72W/2700K	7540 lm	72 W	80
	108-7800	LED-36/72W/3000K	8098.5 lm	72 W	80
	108-7801	LED-36/72W/4000K	8657 lm	72 W	80
	108-9786	LED-36/108W/2700K	11449.6 lm	108 W	80
	108-7802	LED-36/108W/3000K	12008.1 lm	108 W	80
	108-7803	LED-36/108W/4000K	12566.6 lm	108 W	80
 [R65] rectangular, side throw	108-9778	LED-36/72W/2700K	7096 lm	72 W	80
	108-7726	LED-36/72W/3000K	7621.6 lm	72 W	80
	108-7727	LED-36/72W/4000K	8147.3 lm	72 W	80
	108-9784	LED-36/108W/2700K	10775.4 lm	108 W	80
	108-7736	LED-36/108W/3000K	11301.1 lm	108 W	80
	108-7737	LED-36/108W/4000K	11826.7 lm	108 W	80
 [S60] asymmetric, side throw	108-9775	LED-36/72W/2700K	7743.5 lm	72 W	80
	108-7720	LED-36/72W/3000K	8317.1 lm	72 W	80
	108-7721	LED-36/72W/4000K	8890.7 lm	72 W	80
	108-9781	LED-36/108W/2700K	11758.6 lm	108 W	80
	108-7730	LED-36/108W/3000K	12332.2 lm	108 W	80
	108-7731	LED-36/108W/4000K	12905.8 lm	108 W	80
 [S65] asymmetric, side throw	108-9776	LED-36/72W/2700K	7788.8 lm	72 W	80
	108-7722	LED-36/72W/3000K	8365.8 lm	72 W	80
	108-7723	LED-36/72W/4000K	8942.7 lm	72 W	80
	108-9782	LED-36/108W/2700K	11827.5 lm	108 W	80
	108-7732	LED-36/108W/3000K	12404.4 lm	108 W	80
	108-7733	LED-36/108W/4000K	12981.4 lm	108 W	80
	108-9777	LED-36/72W/2700K	7546.9 lm	72 W	80
	108-7724	LED-36/72W/3000K	8106 lm	72 W	80
	108-7725	LED-36/72W/4000K	8665 lm	72 W	80
	108-9783	LED-36/108W/2700K	11460.2 lm	108 W	80

Light distribution	Part ID	Light source	Rated lumens	Rated input power	CRI
[S70] asymmetric, side throw	108-7734	LED-36/108W/3000K	12019.2 lm	108 W	80
	108-7735	LED-36/108W/4000K	12578.2 lm	108 W	80
