

**Description**

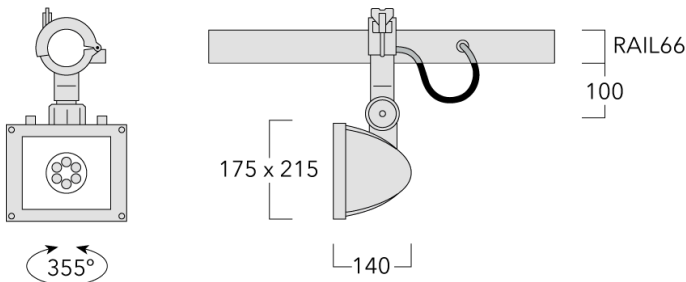
RAIL66 system allows for slidable placement.

IP66. Class I. IK08. Marine-grade, die-cast aluminum alloy. 5CE superior corrosion protection including PCS hardware. Silicone CCG® Controlled Compression Gasket. Safety glass lens, hinged. Including 1 ft of flexible cable enclosed in a stainless conduit, in-line connector and mounting clamp for installation to RAIL66 mounting system. CAD-optimized optics for superior illumination and glare control. Integral driver. OLC® One LED Concept. Advanced thermal management protects LEDs while optimizing lumens output. 0-10V Dimming comes standard with luminaire. Luminaire is factory-sealed and does not need to be opened during installation.

Mount permits 355° rotation and 180° tilt.

Specify product with 7 Digit product code - Finish Color. Accessories, such as mounting, optical, and electrical, must be specified separately.

Example: XXX-XXXX-9004 (Black)  
+ XXX-XXXX (Accessory 1)



---

## Specifications

### Material description

---

Colors	 RAL9004 Signal black	 RAL9007 Grey aluminium	 RAL9016 Traffic white	 RAL8019 Grey brown
Ingress protection	IP66			
Impact resistance	IK08			

---

### Electrical description

---

Power supply	Integral [ECG] electronic driver 120V-277V. 0-10V dimmable, to be specified with order.
--------------	---

---

### Additional information

**Options**

**Light distribution**



[W] bi-symmetric, wide beam



[M] symmetric, medium beam




[VN] symmetric, very narrow beam

**Color temperature**



3000K





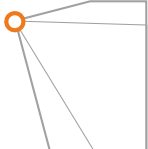
4000K

**Nominal Watt**

18 W

26 W

## Configurations

Light distribution	Part ID	Light source	Delivered lumens	Rated input power	CRI
 <p>[M] symmetric, medium beam</p>	161-5936_us	LED-6/18W/3000K	2167.2 lm	18 W	80
	161-5938_us	LED-6/18W/4000K	2268 lm	18 W	80
	161-5937_us	LED-6/26W/3000K	2772 lm	26 W	80
	161-5939_us	LED-6/26W/4000K	2898 lm	26 W	80
 <p>[VN] symmetric, very narrow beam</p>	161-5940_us	LED-6/18W/3000K	2165.6 lm	18 W	80
	161-5942_us	LED-6/18W/4000K	2266.4 lm	18 W	80
	161-5941_us	LED-6/26W/3000K	2770 lm	26 W	80
	161-5943_us	LED-6/26W/4000K	2895.9 lm	26 W	80
 <p>[W] bi-symmetric, wide beam</p>	161-5932_us	LED-6/18W/3000K	2018.8 lm	18 W	80
	161-5934_us	LED-6/18W/4000K	2112.7 lm	18 W	80
	161-5933_us	LED-6/26W/3000K	2582.2 lm	26 W	80
	161-5935_us	LED-6/26W/4000K	2699.6 lm	26 W	80