

**Description**

IP66. Class I. IK07. Marine-grade, die-cast aluminum alloy. 5CE superior corrosion protection including PCS hardware. Silicone CCG® Controlled Compression Gasket. Safety glass lens. CAD-optimized optics for superior illumination and glare control. Integral driver in thermally separated compartment. OLC® One LED Concept. Factory-installed LED circuit board. 0-10V Dimming comes standard with luminaire. Luminaire is factory-sealed and does not need to be opened during installation.

Knuckle permits 350° horizontal and 90° vertical aiming of optics. Suitable for pole or surface mount.

Specify product with 7 Digit product code - Finish Color. Accessories, such as mounting, optical, and electrical, must be specified separately.

Example: XXX-XXXX-9004 (Black)  
 + XXX-XXXX (Accessory 1)

## Specifications

### Material description

Colors	<b>RAL9004</b> Signal black	<b>RAL9016</b> Traffic white	<b>RAL8019</b> Grey brown	<b>RAL9007</b> Grey aluminium
Ingress protection	IP66			
Impact resistance	IK07			

### Electrical description

Power supply	Integral [ECG] electronic 0-10 V dimmable driver in 120-277 universal voltage
Driver / Ballast	Remote EC electronic converter (sold seperatly)
Energy efficiency	2700K, 3500K, 5000K and True Amber available on request.

### Additional information

Lifetime	LED >60,000 h Ta 25°(L70/B10) Control gear >50,000 h Ta 25°
----------	---

**Options**

**Light distribution**

**Color temperature**

**Nominal Watt**



[W] bi-symmetric, wide beam



[M] symmetric, medium beam






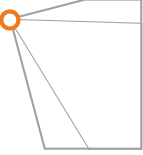
[VN] symmetric, very narrow beam



[VNS] symmetric, very narrow beam, sharp cut-off

0 W

## Configurations

Light distribution	Part ID	Light source	Delivered lumens	Rated input power	CRI
	145-6504		1511.8 lm	0 W	80
	145-6505		1616.1 lm	0 W	80
[M] symmetric, medium beam					
	145-6502		1496.5 lm	0 W	80
	145-6503		1599.7 lm	0 W	80
[VN] symmetric, very narrow beam					
	145-6500		1610.7 lm	0 W	80
	145-6501		1721.8 lm	0 W	80
[VNS] symmetric, very narrow beam, sharp cut-off					
	145-6506		1347.1 lm	0 W	80
	145-6507		1440 lm	0 W	80
[W] bi-symmetric, wide beam					