

Description

IP55, Class I. Class II on request. IK07. Marine-grade, die-cast aluminium alloy. 5CE superior corrosion protection including PCS hardware. Silicone CCG® Controlled Compression Gasket. Safety glass lens. Integral EC electronic converter in thermally separated compartment. CAD-optimised optics for superior illumination and glare control. OLC® One LED Concept. Factory installed LED circuit board. Optional 2200 K version available.

Knuckle permits 350° horizontal and 90° vertical aiming of optics.

Specifications

Material description

Body	Marine-grade, die-cast aluminium alloy			
Lens	Safety glass lens			
Colours	RAL9004 Signal black	RAL9006 White aluminium	RAL9016 Traffic white	RAL7016 Anthracite grey
	RAL9007 Grey aluminium			
Gasket	Silicone CCG® Controlled Compression Gasket			
Fasteners	PCS Polymer Coated Stainless Steel Hardware			
Ingress protection	IP55			
Impact resistance	IK07			
Corrosion resistance	5CE			

Electrical description

Power supply	220-240V / 50-60 Hz
Driver / Ballast	Integral EC electronic converter in thermally-separated compartment
Surge protection	1/2 kV
Energy efficiency	C-D (Light source)

Additional information

Lifetime	Ta=25° L90B10 > 90000h
----------	------------------------

Options

Light distribution

Colour temperature

Nominal Watt



[M] symmetric, medium beam



3000K

12 W



[EES] symmetric, very narrow beam, sharp cut-off



4000K



[B] symmetric, wide beam







2700K



[EE] symmetric, very narrow beam

Configurations

Light distribution	Part ID	Light source	Rated lumens	Rated input power	CRI
	145-0293	LED-6/12W/2700K	1254.2 lm	12 W	80
	145-0071	LED-6/12W/4000K	1440 lm	12 W	80
[B] symmetric, wide beam					
	145-0295	LED-6/12W/2700K	1393.3 lm	12 W	80
	145-0074	LED-6/12W/4000K	1599.7 lm	12 W	80
[EE] symmetric, very narrow beam					
	145-0296	LED-6/12W/2700K	1499.6 lm	12 W	80
	145-0040	LED-6/12W/3000K	1610.7 lm	12 W	80
[EES] symmetric, very narrow beam, sharp cut-off					
	145-0294	LED-6/12W/2700K	1407.5 lm	12 W	80
	145-0037	LED-6/12W/3000K	1511.8 lm	12 W	80
	145-0038	LED-6/12W/4000K	1616.1 lm	12 W	80
[M] symmetric, medium beam					