

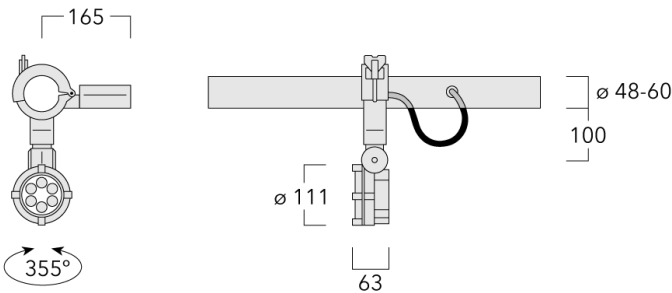
Description

IP66, Class I. IK07. Marine-grade, die-cast aluminium alloy. 5CE superior corrosion protection + primer including PCS hardware. Safety glass lens. Silicone CCG® Controlled Compression Gasket. Luminaire is factory-sealed and does not need to be opened during installation.

Integral EC electronic converter in thermally-separated compartment. Advanced thermal management protects LEDs while optimising lumens output. CAD-optimised optics for superior illumination and glare control. OLC® One LED Concept.

Including 0.4 m of flexible cable enclosed in a stainless conduit, in-line connector and mounting clamp for installation to RAIL66 mounting system.

If ordering a fitting to be installed on an existing rail, please confirm the rail version with your local distributor or our customer excellence team as connectors vary.



Specifications

Material description

Body	Marine-grade die-cast aluminium alloy		
Lens	Safety glass lens		
Colours	RAL9004 Signal black	RAL9006 White aluminium	RAL9007 Grey aluminium
Gasket	Silicone CCG® Controlled Compression Gasket		
Fasteners	PCS Polymer Coated Stainless Steel Hardware (unpainted)		
Ingress protection	IP66		
Impact resistance	IK07		
Corrosion resistance	5CE+Primer		

Electrical description








Power supply	230V / 50 Hz
Driver / Ballast	Integral EC electronic converter in thermally-separated compartment
Surge protection	1/2 kV
Energy efficiency	The product is supplied with 10-year warranty. Please refer to the LED Warranty Statement located on www.we-ef.com for further details.

Additional information





Lifetime	Ta=40° L90B10 > 90000h
----------	------------------------

Options

Light distribution Colour temperature Nominal Watt

	[M]		3000K	12 W
	[EES]		4000K	
	[B]		2700K	
	[EE]			

Configurations

Light distribution	Part ID	Light source	Rated lumens	Rated input power	CRI
	145-0297	LED-6/12W/2700K	1254.2 lm	12 W	80
	145-0088	LED-6/12W/3000K	1347.1 lm	12 W	80
	145-0089	LED-6/12W/4000K	1440 lm	12 W	80
[B]					
	145-0299	LED-6/12W/2700K	1393.3 lm	12 W	80
	145-0299	LED-6/12W/2700K	1393.3 lm	12 W	80
	145-0091	LED-6/12W/3000K	1496.5 lm	12 W	80
	145-0091	LED-6/12W/3000K	1496.5 lm	12 W	80
	145-0092	LED-6/12W/4000K	1599.7 lm	12 W	80
[EE]					
	145-0300	LED-6/12W/2700K	1499.6 lm	12 W	80
	145-0300	LED-6/12W/2700K	1499.6 lm	12 W	80
	145-0046	LED-6/12W/3000K	1610.7 lm	12 W	80
	145-0046	LED-6/12W/3000K	1610.7 lm	12 W	80
	145-0047	LED-6/12W/4000K	1721.8 lm	12 W	80
	145-0047	LED-6/12W/4000K	1721.8 lm	12 W	80
[EES]					
	145-0298	LED-6/12W/2700K	1407.5 lm	12 W	80
	145-0298	LED-6/12W/2700K	1407.5 lm	12 W	80
	145-0043	LED-6/12W/3000K	1511.8 lm	12 W	80
	145-0043	LED-6/12W/3000K	1511.8 lm	12 W	80
	145-0044	LED-6/12W/4000K	1616.1 lm	12 W	80
[M]					
	145-0044	LED-6/12W/4000K	1616.1 lm	12 W	80