

**Description**

IP66, Class I. IK07. Marine-grade, die-cast aluminium alloy. 5CE superior corrosion protection including PCS hardware. Safety glass lens. Silicone CCG® Controlled Compression Gasket.

Integral EC electronic converter in thermally-separated compartment. Advanced thermal management protects LEDs while optimising lumens output. CAD-optimised optics for superior illumination and glare control. OLC® One LED Concept.

## Specifications

### Material description

Body	Marine-grade, die-cast aluminium alloy			
Lens	Safety glass lens			
Colours	<b>RAL9004</b>	<b>RAL9016</b>	<b>RAL7016</b>	<b>RAL9007</b>
	Signal black	Traffic white	Anthracite grey	Grey aluminium
Gasket	Silicone CCG® Controlled Compression Gasket			
Fasteners	PCS hardware			
Ingress protection	IP66			
Impact resistance	IK07			
Corrosion resistance	5CE			

### Electrical description

Power supply	220-240V / 50-60 Hz
Driver / Ballast	Integral EC electronic converter in thermally-separated compartment
Surge protection	1/2 kV
Energy efficiency	C-D (Light source)

### Additional information





Lifetime	Ta=25° L90B10 > 90000h
----------	------------------------




**Options**

**Light distribution**

**Colour temperature**





**Nominal Watt**

- 
[M] symmetric, medium beam
- 
[EES] symmetric, very narrow beam, sharp cut-off
- 
[B] symmetric, wide beam
- 
[EE] symmetric, very narrow beam

- 
3000K
- 
4000K
- 
2700K

12 W

## Configurations

Light distribution	Part ID	Light source	Rated lumens	Rated input power	CRI
	145-0284	LED-6/12W/2700K	1254.2 lm	12 W	80
	145-0052	LED-6/12W/3000K	1347.1 lm	12 W	80
	145-0053	LED-6/12W/4000K	1440 lm	12 W	80
[B] symmetric, wide beam					
	145-0278	LED-6/12W/2700K	1393.3 lm	12 W	80
	145-0055	LED-6/12W/3000K	1496.5 lm	12 W	80
	145-0056	LED-6/12W/4000K	1599.7 lm	12 W	80
[EE] symmetric, very narrow beam					
	145-0292	LED-6/12W/2700K	1499.6 lm	12 W	80
	145-0034	LED-6/12W/3000K	1610.7 lm	12 W	80
	145-0035	LED-6/12W/4000K	1721.8 lm	12 W	80
[EES] symmetric, very narrow beam, sharp cut-off					
	145-0283	LED-6/12W/2700K	1407.5 lm	12 W	80
	145-0031	LED-6/12W/3000K	1511.8 lm	12 W	80
	145-0032	LED-6/12W/4000K	1616.1 lm	12 W	80
[M] symmetric, medium beam					