

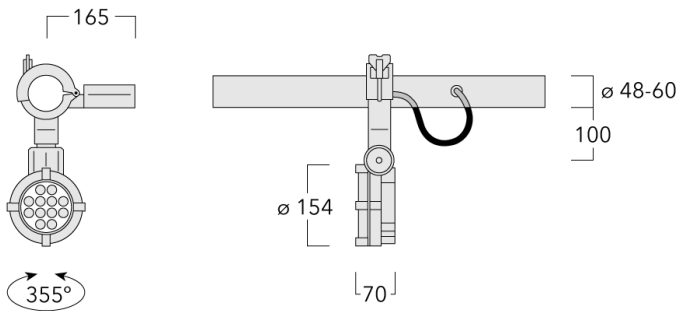




Description

IP66, Class I. Class II on request. IK07. Marine-grade, die-cast aluminium alloy. 5CE superior corrosion protection including PCS hardware. Silicone CCG® Controlled Compression Gasket. Safety glass lens. Integral EC electronic converter in thermally separated compartment. CAD-optimised optics for superior illumination and glare control. OLC® One LED Concept. Factory installed LED circuit board.

Including 0,4 m of flexible cable enclosed in stainless conduit, in-line connector and mounting clamp for installation to RAIL66 mounting system.



Specifications

Material description

Body	Marine-grade die-cast aluminium alloy			
Lens	Safety glass lens			
Colours	RAL9004	RAL9006	RAL9016	RAL7016
	Signal black	White aluminium	Traffic white	Anthracite grey
	RAL9007			
	Grey aluminium			
Gasket	Silicone rubber gasket			
Fasteners	PCS Polymer Coated Stainless Steel Hardware			
Ingress protection	IP66			
Impact resistance	IK07			
Corrosion resistance	5CE			

Electrical description





Power supply	220-240V / 50-60 Hz
Driver / Ballast	Integral EC electronic converter in thermally-separated compartment
Surge protection	1/2 kV
Energy efficiency	C-D (Light source)

Additional information




Lifetime	Ta=25° L90B10 > 90000h
----------	------------------------

Options

Light distribution

- 
[M] symmetric, medium beam
- 
[EES] symmetric, very narrow beam, sharp cut-off
- 
[B] symmetric, wide beam
- 
[EE] symmetric, very narrow beam





Colour temperature

- 
3000K
- 
4000K
- 
2700K

Nominal Watt

24 W

Configurations

Light distribution	Part ID	Light source	Rated lumens	Rated input power	CRI
	146-0980	LED-12/24W/2700K	2522.3 lm	24 W	80
	146-0530	LED-12/24W/3000K	2709.2 lm	24 W	80
	146-0531	LED-12/24W/4000K	2896 lm	24 W	80
[B] symmetric, wide beam					
	146-0982	LED-12/24W/2700K	2684.8 lm	24 W	80
	146-0533	LED-12/24W/3000K	2883.7 lm	24 W	80
	146-0534	LED-12/24W/4000K	3082.5 lm	24 W	80
[EE] symmetric, very narrow beam					
	146-0983	LED-12/24W/2700K	2865.6 lm	24 W	80
	146-0414	LED-12/24W/3000K	3077.9 lm	24 W	80
	146-0415	LED-12/24W/4000K	3290.2 lm	24 W	80
[EES] symmetric, very narrow beam, sharp cut-off					
	146-0981	LED-12/24W/2700K	2791.8 lm	24 W	80
	146-0411	LED-12/24W/3000K	2998.6 lm	24 W	80
	146-0412	LED-12/24W/4000K	3205.4 lm	24 W	80
[M] symmetric, medium beam					