

### Description

IP66, Class I. IK07. Marine-grade, die-cast aluminium alloy. 5CE superior corrosion protection + primer including PCS hardware. Safety glass lens. Silicone CCG® Controlled Compression Gasket.

Integral EC electronic converter in thermally-separated compartment. Advanced thermal management protects LEDs while optimising lumens output. CAD-optimised optics for superior illumination and glare control. OLC\_R\_ One LED Concept.

Including terminal box, for mounting on  $\varnothing$  48-60 mm pipes or space frames.

2700 K option available on request.

If ordering a fitting to be installed on an existing rail, please confirm the rail version with your local distributor or our customer excellence team as connectors vary.

## Specifications

### Material description







Body	Marine-grade, die-cast aluminium alloy		
Lens	Safety glass lens		
Colours	<div style="background-color: black; color: white; padding: 5px; text-align: center;">RAL9004</div> <p style="text-align: center;">Signal black</p>	<div style="background-color: #cccccc; padding: 5px; text-align: center;">RAL9006</div> <p style="text-align: center;">White aluminium</p>	<div style="background-color: #999999; padding: 5px; text-align: center;">RAL9007</div> <p style="text-align: center;">Grey aluminium</p>
Gasket	Silicone CCG® Controlled Compression Gasket		
Fasteners	PCS Polymer Coated Stainless Steel Hardware (unpainted)		
Impact resistance	IK07		
Corrosion resistance	5CE+Primer		

### Electrical description





Power supply	230V / 50 Hz
Driver / Ballast	Integral EC electronic converter in thermally-separated compartment
Energy efficiency	The product is supplied with 10-year warranty. Please refer to the LED Warranty Statement located on <a href="http://www.we-ef.com">www.we-ef.com</a> for further details.

### Additional information

**Options**

Light distribution	Colour temperature	Nominal Watt
 [B]	 3000K	48 W
 [M]	 4000K	
 [EE]		
 [EES]		

## Configurations

Light distribution	Part ID	Light source	Rated lumens	Rated input power	CRI
	146-7092	LED-24/48W/3000K	5388.5 lm	48 W	80
	146-7097	LED-24/48W/4000K	5760.1 lm	48 W	80
[B]					
	146-7094	LED-24/48W/3000K	5986.1 lm	48 W	80
	146-7099	LED-24/48W/4000K	6398.9 lm	48 W	80
[EE]					
	146-7095	LED-24/48W/3000K	6442.7 lm	48 W	80
	146-7100	LED-24/48W/4000K	6887 lm	48 W	80
[EES]					
	146-7093	LED-24/48W/3000K	6047.2 lm	48 W	80
	146-7093	LED-24/48W/3000K	6047.2 lm	48 W	80
	146-7098	LED-24/48W/4000K	6464.2 lm	48 W	80
	146-7098	LED-24/48W/4000K	6464.2 lm	48 W	80
[M]					