

Description

IP66, Class I. IK07. Marine-grade, die-cast aluminium alloy. 5CE superior corrosion protection including PCS hardware. Safety glass lens. Silicone CCG® Controlled Compression Gasket.

Integral EC electronic converter in thermally-separated compartment. Advanced thermal management protects LEDs while optimising lumens output. CAD-optimised optics for superior illumination and glare control. OLC® One LED Concept. Optional 2200 K version available. To be specified at time of ordering.

Specifications

Material description

Body	Marine-grade, die-cast aluminium alloy			
Lens	Safety glass lens			
Colours	RAL9004	RAL9016	RAL7016	RAL9007
	Signal black	Traffic white	Anthracite grey	Grey aluminium
Gasket	Silicone CCG® Controlled Compression Gasket			
Fasteners	PCS hardware			
Ingress protection	IP66			
Impact resistance	IK07			
Corrosion resistance	5CE			

Electrical description

Power supply	220-240V / 50-60 Hz
Driver / Ballast	Integral EC electronic converter in thermally-separated compartment
Surge protection	1/2 kV
Energy efficiency	C-D (Light source)

Additional information

Lifetime	Ta=25° L90B10 > 90000h
----------	------------------------

Options

Light distribution

Colour temperature

Nominal Watt



[M] symmetric, medium beam

3K (700mA)

48 W



[EES] symmetric, very narrow beam, sharp cut-off

4K (700mA)



[B] symmetric, wide beam







2700K



[EE] symmetric, very narrow beam

Configurations

Light distribution	Part ID	Light source	Rated lumens	Rated input power	CRI
	146-0963	LED-24/48W/2700K	5016.9 lm	48 W	80
	146-7062	LED-24/48W/3K (700mA)	5388.5 lm	48 W	80
	146-7063	LED-24/48W/4K (700mA)	5760.1 lm	48 W	80
[B] symmetric, wide beam					
	146-0964	LED-24/48W/2700K	5573.3 lm	48 W	80
	146-7064	LED-24/48W/3K (700mA)	5986.1 lm	48 W	80
	146-7065	LED-24/48W/4K (700mA)	6398.9 lm	48 W	80
[EE] symmetric, very narrow beam					
	146-0872	LED-24/48W/2700K	5998.4 lm	48 W	80
	146-7052	LED-24/48W/3K (700mA)	6442.7 lm	48 W	80
	146-7053	LED-24/48W/4K (700mA)	6887 lm	48 W	80
[EES] symmetric, very narrow beam, sharp cut-off					
	146-0965	LED-24/48W/2700K	5630.1 lm	48 W	80
	146-7050	LED-24/48W/3K (700mA)	6047.2 lm	48 W	80
	146-7051	LED-24/48W/4K (700mA)	6464.2 lm	48 W	80
[M] symmetric, medium beam					