

Description

IP66, Class I. Class II on request. IK07. Marine-grade, die-cast aluminium alloy. 5CE superior corrosion protection including PCS hardware. Silicone CCG® Controlled Compression Gasket. Safety glass lens. One cable gland. Second gland for through wiring on request. Integral EC electronic converter, thermally separated. CAD-optimised optics for superior illumination and glare control. OLC® One LED Concept. Factory installed LED circuit board. DALI Interface. Eco Step Dim® on request. Maximum one internal optical accessory possible.

Specifications

Material description

Colours	RAL9004	RAL9006	RAL9007	RAL7016
	Signal black	White aluminium	Grey aluminium	Anthracite grey
	RAL9016			
	Traffic white			
Ingress protection	IP66			
Impact resistance	IK07			

Electrical description

Power supply	220-240V / 50-60 Hz
Driver / Ballast	Standard. Optional DALI version available. To be specified at time of ordering.
Surge protection	SP10
Energy efficiency	D-E (Light source)

Additional information

Lifetime	Ta=25° L90B10 > 90000h
----------	------------------------

Options

Light distribution



[B] symmetric, wide beam



[M] symmetric, medium beam



[E] symmetric, narrow beam



[EE] symmetric, very narrow beam



[EES] symmetric, very narrow beam, sharp cut-off

Colour temperature



2700K



3000K



4000K





Nominal Watt


6 W

9 W

12 W

Configurations

Light distribution	Part ID	Light source	Rated lumens	Rated input power	CRI
 <p>[B] symmetric, wide beam</p>	139-2361	LED-3/6W/2700K	643.3 lm	6 W	80
	139-2359	LED-3/6W/3000K	643.3 lm	6 W	80
	139-2360	LED-3/6W/4000K	692.8 lm	6 W	80
	139-2376	LED-3/9W/2700K	903.1 lm	9 W	80
	139-2374	LED-3/9W/3000K	903.1 lm	9 W	80
	139-2375	LED-3/9W/4000K	965 lm	9 W	80
	139-2391	LED-3/12W/2700K	1212.4 lm	12 W	80
	139-2389	LED-3/12W/3000K	1212.4 lm	12 W	80
	139-2390	LED-3/12W/4000K	1311.4 lm	12 W	80
	 <p>[E] symmetric, narrow beam</p>	139-2367	LED-3/6W/2700K	629.9 lm	6 W
139-2365		LED-3/6W/3000K	629.9 lm	6 W	80
139-2366		LED-3/6W/4000K	678.3 lm	6 W	80
139-2382		LED-3/9W/2700K	884.2 lm	9 W	80
139-2380		LED-3/9W/3000K	884.2 lm	9 W	80
139-2381		LED-3/9W/4000K	944.8 lm	9 W	80
139-2397		LED-3/12W/2700K	1187.1 lm	12 W	80
139-2395		LED-3/12W/3000K	1187.1 lm	12 W	80
139-2396		LED-3/12W/4000K	1284 lm	12 W	80
 <p>[EE] symmetric, very narrow beam</p>		139-2370	LED-3/6W/2700K	693.2 lm	6 W
	139-2368	LED-3/6W/3000K	693.2 lm	6 W	80
	139-2369	LED-3/6W/4000K	746.5 lm	6 W	80
	139-2385	LED-3/9W/2700K	973.1 lm	9 W	80
	139-2383	LED-3/9W/3000K	973.1 lm	9 W	80
	139-2384	LED-3/9W/4000K	1039.8 lm	9 W	80
	139-2400	LED-3/12W/2700K	1306.4 lm	12 W	80
	139-2398	LED-3/12W/3000K	1306.4 lm	12 W	80
	139-2399	LED-3/12W/4000K	1413 lm	12 W	80
	 <p>[EES] symmetric, very narrow beam, sharp cut-off</p>	139-2373	LED-3/6W/2700K	624.8 lm	6 W
139-2371		LED-3/6W/3000K	624.8 lm	6 W	80
139-2372		LED-3/6W/4000K	676.8 lm	6 W	80
139-2388		LED-3/9W/2700K	885.1 lm	9 W	80
139-2386		LED-3/9W/3000K	885.1 lm	9 W	80
139-2387		LED-3/9W/4000K	950.2 lm	9 W	80
139-2403		LED-3/12W/2700K	1184.4 lm	12 W	80

Light distribution	Part ID	Light source	Rated lumens	Rated input power	CRI
 <p>[M] symmetric, medium beam</p>	139-2401	LED-3/12W/3000K	1184.4 lm	12 W	80
	139-2402	LED-3/12W/4000K	1275.6 lm	12 W	80
	139-2364	LED-3/6W/2700K	684.1 lm	6 W	80
	139-2362	LED-3/6W/3000K	684.1 lm	6 W	80
	139-2363	LED-3/6W/4000K	736.8 lm	6 W	80
	139-2379	LED-3/9W/2700K	960.4 lm	9 W	80
	139-2377	LED-3/9W/3000K	960.4 lm	9 W	80
	139-2378	LED-3/9W/4000K	1026.2 lm	9 W	80
	139-2394	LED-3/12W/2700K	1289.4 lm	12 W	80
	139-2392	LED-3/12W/3000K	1289.4 lm	12 W	80
	139-2393	LED-3/12W/4000K	1394.6 lm	12 W	80