

### Description

IP66, Class I. Class II on request. IK07. Marine-grade, die-cast aluminium alloy. 5CE superior corrosion protection including PCS hardware. Silicone CCG® Controlled Compression Gasket. Safety glass lens. One cable gland. Second gland for through wiring on request. Integral EC electronic converter, thermally separated. CAD-optimised optics for superior illumination and glare control. OLC® One LED Concept. Factory installed LED circuit board. DALI Interface. Eco Step Dim® on request. Maximum one internal optical accessory possible.

## Specifications

### Material description

Colours	<b>RAL9004</b>	<b>RAL9006</b>	<b>RAL9007</b>	<b>RAL7016</b>
	Signal black	White aluminium	Grey aluminium	Anthracite grey
	<b>RAL9016</b>			
	Traffic white			
Ingress protection	IP66			
Impact resistance	IK07			

### Electrical description

Power supply	220-240V / 50-60 Hz
Driver / Ballast	Standard. Optional DALI version available. To be specified at time of ordering.
Surge protection	SP10
Energy efficiency	D-E (Light source)

### Additional information

Lifetime	Ta=25° L90B10 > 90000h
----------	------------------------

**Options**

**Light distribution**



[B] symmetric, wide beam



[M] symmetric, medium beam



[E] symmetric, narrow beam



[EE] symmetric, very narrow beam



[EES] symmetric, very narrow beam, sharp cut-off

**Colour temperature**



2700K



3000K



4000K





**Nominal Watt**


6 W

9 W

12 W

## Configurations

Light distribution	Part ID	Light source	Rated lumens	Rated input power	CRI
 <p>[B] symmetric, wide beam</p>	139-2361	LED-3/6W/2700K	643.3 lm	6 W	80
	139-2359	LED-3/6W/3000K	643.3 lm	6 W	80
	139-2360	LED-3/6W/4000K	692.8 lm	6 W	80
	139-2376	LED-3/9W/2700K	903.1 lm	9 W	80
	139-2374	LED-3/9W/3000K	903.1 lm	9 W	80
	139-2375	LED-3/9W/4000K	965 lm	9 W	80
	139-2391	LED-3/12W/2700K	1212.4 lm	12 W	80
	139-2389	LED-3/12W/3000K	1212.4 lm	12 W	80
	139-2390	LED-3/12W/4000K	1311.4 lm	12 W	80
	 <p>[E] symmetric, narrow beam</p>	139-2367	LED-3/6W/2700K	629.9 lm	6 W
139-2365		LED-3/6W/3000K	629.9 lm	6 W	80
139-2366		LED-3/6W/4000K	678.3 lm	6 W	80
139-2382		LED-3/9W/2700K	884.2 lm	9 W	80
139-2380		LED-3/9W/3000K	884.2 lm	9 W	80
139-2381		LED-3/9W/4000K	944.8 lm	9 W	80
139-2397		LED-3/12W/2700K	1187.1 lm	12 W	80
139-2395		LED-3/12W/3000K	1187.1 lm	12 W	80
139-2396		LED-3/12W/4000K	1284 lm	12 W	80
 <p>[EE] symmetric, very narrow beam</p>		139-2370	LED-3/6W/2700K	693.2 lm	6 W
	139-2368	LED-3/6W/3000K	693.2 lm	6 W	80
	139-2369	LED-3/6W/4000K	746.5 lm	6 W	80
	139-2385	LED-3/9W/2700K	973.1 lm	9 W	80
	139-2383	LED-3/9W/3000K	973.1 lm	9 W	80
	139-2384	LED-3/9W/4000K	1039.8 lm	9 W	80
	139-2400	LED-3/12W/2700K	1306.4 lm	12 W	80
	139-2398	LED-3/12W/3000K	1306.4 lm	12 W	80
	139-2399	LED-3/12W/4000K	1413 lm	12 W	80
	 <p>[EES] symmetric, very narrow beam, sharp cut-off</p>	139-2373	LED-3/6W/2700K	624.8 lm	6 W
139-2371		LED-3/6W/3000K	624.8 lm	6 W	80
139-2372		LED-3/6W/4000K	676.8 lm	6 W	80
139-2388		LED-3/9W/2700K	885.1 lm	9 W	80
139-2386		LED-3/9W/3000K	885.1 lm	9 W	80
139-2387		LED-3/9W/4000K	950.2 lm	9 W	80
139-2403		LED-3/12W/2700K	1184.4 lm	12 W	80

Light distribution	Part ID	Light source	Rated lumens	Rated input power	CRI
 <p>[M] symmetric, medium beam</p>	139-2401	LED-3/12W/3000K	1184.4 lm	12 W	80
	139-2402	LED-3/12W/4000K	1275.6 lm	12 W	80
	139-2364	LED-3/6W/2700K	684.1 lm	6 W	80
	139-2362	LED-3/6W/3000K	684.1 lm	6 W	80
	139-2363	LED-3/6W/4000K	736.8 lm	6 W	80
	139-2379	LED-3/9W/2700K	960.4 lm	9 W	80
	139-2377	LED-3/9W/3000K	960.4 lm	9 W	80
	139-2378	LED-3/9W/4000K	1026.2 lm	9 W	80
	139-2394	LED-3/12W/2700K	1289.4 lm	12 W	80
	139-2392	LED-3/12W/3000K	1289.4 lm	12 W	80
	139-2393	LED-3/12W/4000K	1394.6 lm	12 W	80